



*Communities working together to
meet Chittenden County's transportation needs*

CHITTENDEN COUNTY METROPOLITAN PLANNING ORGANIZATION

Transportation Improvement Program for Fiscal Years 2001-2003

Includes Amendments FY01-01 - FY01-14

October 1, 2000

Chittenden County Metropolitan Planning Organization
100 Dorset Street, Suite 22
South Burlington, VT 05403
(802) 660-4071 / (802) 660-4079(fax)
www.ccmppo.org

TABLE OF CONTENTS

Section 1:

| | |
|----------------------------------|------|
| A. Introduction | p. 1 |
| B. CCMPO TIP Adoption Resolution | p. 2 |
| C. Glossary of Acronyms | p. 3 |
| D. TIP Project Map | p. 4 |

Section 2:

| | |
|---|------|
| FY2001-2003 TIP: Projects by Municipality | p. 1 |
|---|------|

Section 3:

| | |
|--|------|
| Summary of Financial Statistics | |
| 1. FY2001-2003 TIP Funding | p. 1 |
| 2. Funding Uses by Year | p. 2 |
| 3. Funding Uses for FY01 Element | p. 3 |
| 4. Funding Uses for FY02 Element | p. 4 |
| 5. Funding Uses for FY03 Element | p. 5 |
| 6. Funding Sources by Year | p. 6 |
| 7. FY1995-1999 Federal Funds Obligated in Chittenden County | p. 7 |
| 8. FY1995-1999 Funding Uses by Year | p. 8 |

Section 4:

| | |
|--|------|
| Projects with Final Obligation in FY00 | p. 1 |
|--|------|

Section 5:

| | |
|---------------------------------------|------|
| Status of Projects in FY2000-2002 TIP | p. 1 |
|---------------------------------------|------|

Documentation of Public Involvement

Separate Document. Available upon request.

INTRODUCTION

The Chittenden County Transportation Improvement Program (TIP) for fiscal years 2001 through 2003 is a prioritized, fiscally-constrained, and multi-year list of federally-funded, multimodal transportation projects and operations in the CCMPO region - Chittenden County. Under federal law, the TIP must cover at least a 3-year program of projects and be updated no less frequently than every 2 years. In addition, projects in the TIP must be prioritized at the regional level and have clearly identified funding sources. All transportation projects, programs, and operations receiving federal funds in Chittenden County must be authorized through the CCMPO TIP process. The exception are federal airport funds for Burlington International Airport, which are not subject to the CCMPO's prioritization process, but are listed in the TIP for information and coordination purposes.

- ▶ The TIP authorizes the implementing agency (e.g., VTrans, CCTA) to obligate federal funds for listed projects and operations over the next three federal fiscal years (October 1, 2000 through September 30, 2003).
- ▶ The first year of a duly-adopted and approved TIP constitutes an "agreed to" list of projects for project selection purposes, provided that anticipated federal funds available to the region are available during that year.
- ▶ The U.S. Department of Transportation must find that the TIP is based on a continuing, comprehensive transportation planning process carried out cooperatively by the State, the CCMPO, and transit operators.

CHITTENDEN COUNTY METROPOLITAN PLANNING ORGANIZATION
A Resolution to Adopt the FY2001-2003
TRANSPORTATION IMPROVEMENT PROGRAM

WHEREAS, the Chittenden County Metropolitan Planning Organization, as the designated Metropolitan Planning Organization, is responsible for the operation and maintenance of a continuing transportation planning process designed to prepare and adopt transportation plans and programs; and

WHEREAS, a fiscally constrained "Transportation Improvement Program" containing transportation improvements expected to be carried out in the period 2001 through 2003 has been prepared through the planning process; and

WHEREAS, the Chittenden County Metropolitan Planning Organization's Technical Advisory Committee found the projects contained in the proposed TIP to be in conformance with the duly adopted Long Range Transportation Plan and has recommended the fiscally constrained 2001-2003 Transportation Improvement Program to the Chittenden County Metropolitan Planning Organization for adoption; and

WHEREAS, the Chittenden County Metropolitan Planning Organization sent copies of the proposed TIP to the eighteen member municipalities for the fifteen-day review and comment period on June 28, 2000; and

WHEREAS, the Chittenden County Metropolitan Planning Organization held a public hearing in Contois Auditorium at Burlington City Hall on Wednesday, July 19, 2000 to review the proposed Transportation Improvement Program after publishing a legal notice in the *Burlington Free Press* on June 28, 2000;

NOW, THEREFORE, BE IT RESOLVED that the Chittenden County Metropolitan Planning Organization, as the Metropolitan Planning Organization, hereby adopts the fiscally constrained 2001-2003 Transportation Improvement Program attached hereto and made a part hereof.

RESOLVED, PASSED AND ADOPTED THIS 19th DAY OF JULY 2000.

CHITTENDEN COUNTY
METROPOLITAN PLANNING ORGANIZATION

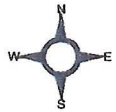
By Ann B. Dutton
ANN B. DUTTON, CHAIR

GLOSSARY OF ACRONYMS

| | | | |
|-------|---|------------------------|--|
| ADA | Americans with Disabilities Act of 1990 | PE | Preliminary Engineering |
| AIP | Airport Improvement Program | PFC | Passenger Facility Charge |
| BIA | Burlington International Airport | ROW | Right of Way |
| BR | Bridge Program | SCP | Scoping/Project Definition |
| CMAQ | Congestion Mitigation and Air Quality Improvement Program | Sec. 5307 Sec. 5309 | FTA grant programs for capital and operating expenses in urbanized areas |
| CCTA | Chittenden County Transportation Authority | Sec. 5310 | FTA grant program for elderly and disabled transportation |
| CON | Construction | SSTA | Special Services Transportation Agency |
| FHWA | Federal Highway Administration | STIP | Statewide Transportation Improvement Program |
| FTA | Federal Transit Administration | STP | Surface Transportation Program |
| IM | Interstate Maintenance Program | TEA-21 | Transportation Equity Act for the 21 st Century |
| ISTEA | Intermodal Surface Transportation Efficiency Act of 1991 | TIP | Transportation Improvement Program |
| L RTP | Long Range Transportation Plan | UPWP | Unified Planning Work Program |
| LTAP | Local Transportation Assistance Program | USDOT | United States Department of Transportation |
| LTF | Local Transportation Facilities | VTrans | Vermont Agency of Transportation |
| MPO | Metropolitan Planning Organization | | |
| NHS | National Highway System Program | | |

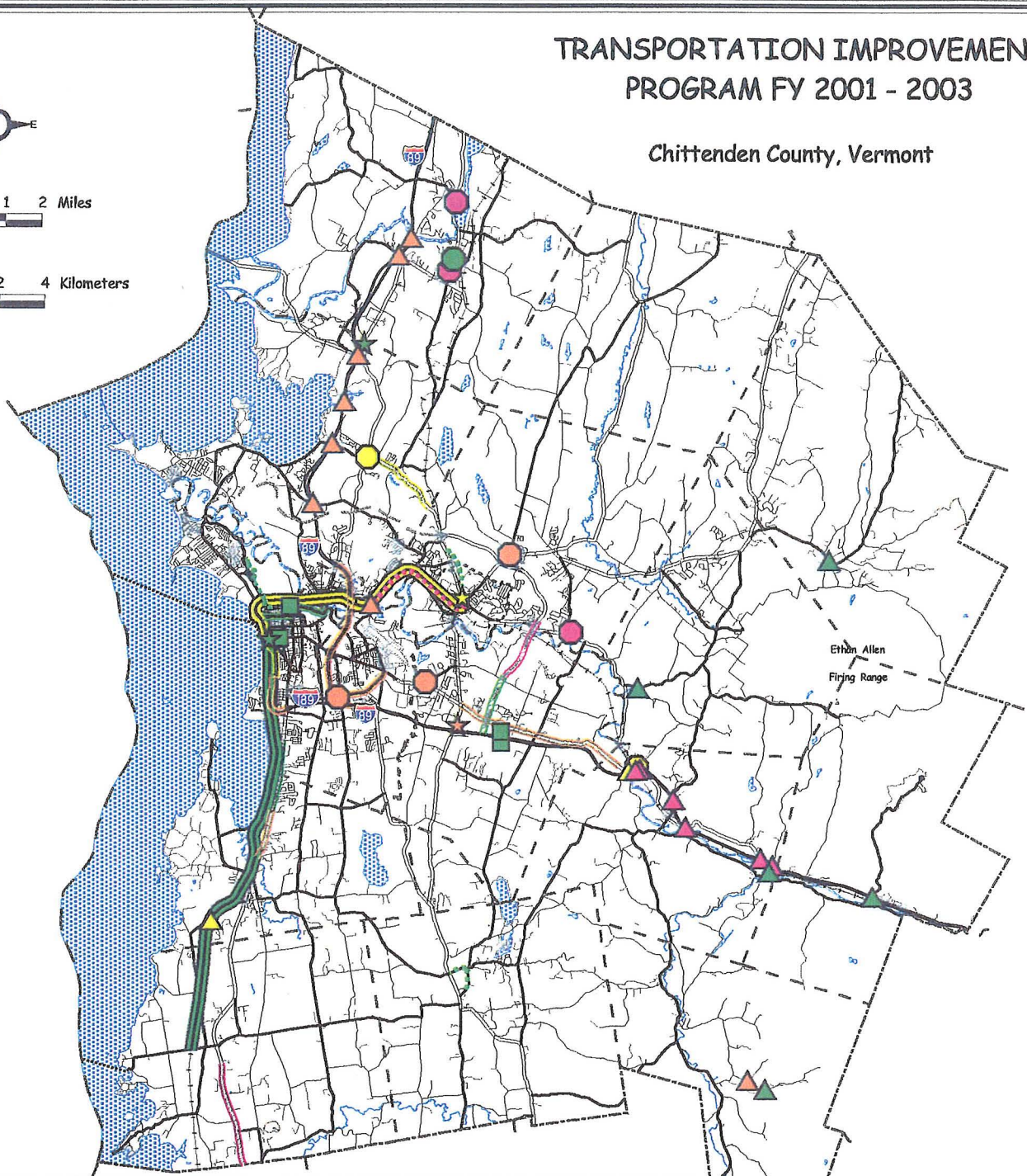
TRANSPORTATION IMPROVEMENT PROGRAM FY 2001 - 2003

Chittenden County, Vermont



1 0 1 2 Miles

2 0 2 4 Kilometers



Ethan Allen
Firing Range

Bridge

- ▲ Construction/Implementation FY 2001
- ▲ Construction/Implementation FY 2002
- ▲ Construction/Implementation FY 2003
- ▲ Construction/Implementation after FY 2003

Intermodal Facility

- ★ Construction/Implementation FY 2001
- ★ Construction/Implementation FY 2002
- ★ Construction/Implementation after FY 2003

Intersection

- Construction/Implementation FY 2001
- Construction/Implementation FY 2002
- Construction/Implementation FY 2003
- Construction/Implementation after FY 2003

Projects:

Other Projects

- Construction/Implementation FY 2001

Bike/Pedestrian Path

- Construction/Implementation FY 2001
- Construction/Implementation FY 2003

Highway

- Construction/Implementation FY 2001
- Construction/Implementation FY 2002
- Construction/Implementation FY 2003
- Construction/Implementation after FY 2003

Railroad

- Construction/Implementation FY 2001
- Construction/Implementation after FY 2003





Section 2: FY2001-2003 TIP: Projects by Municipality

2001-2003 CCMPO TIP: Projects by Municipality

October 1, 2000 (Includes Amendments FY01-01 to FY01-14)

| CCMPO ID# Project Location | Project Use Category | Total Cost (fed+state+local) | Fed. Funds Obligated Thru FY99 | FY00 Fed Funds* Phase | FY01-03 TIP Federal Funds | | | VTrans Number | Fed. Fund Source | % Funding Shares Fed/St/Loc | | | Remarks |
|---|-------------------------|---|--------------------------------------|-----------------------------|---------------------------|--------------------|---------------|----------------------------|------------------------|-----------------------------------|----|----|--|
| | | | | | FY01 Phase | FY02 Phase | FY03 Phase | | | | | | |
| Bolton | | | | | | | | | | | | | |
| BR016 I-89 Bridge Rehabilitation Bolton | Bridge Preservation | Total \$4,247,500 PE \$560,000 ROW CON \$3,687,500 | \$475,544 | | \$3,003,188 CON | | | IM 089-2(26) | IM | 90 | 10 | 0 | Rehabilitation of bridges on I-89. Contract plans completed. |
| Burlington | | | | | | | | | | | | | |
| IN001 Burlington Multimodal Center Battery Street | Intermodal | Total \$16,300,000 PE ROW CON | \$1,428,750 | \$1,196,128 PE/ROW | \$1,495,160 CON | \$3,652,500 CON | | | Sec. 5309 Disc. | 80 | 10 | 10 | Funds reflect part of \$5M congressional earmark. |
| HC001A Champlain Parkway I-189 to Pine Street | Capacity Expansion | Total \$5,000,000 PE ROW CON \$5,000,000 | | | | \$4,490,000 CON | | MEGC-M 5000(1)C2 | NHS | 95 | 3 | 2 | New roadway construction. City is managing project. |
| HC001C Champlain Parkway Pine Street to Battery Street | Capacity Expansion | Total \$6,350,000 PE ROW CON \$6,350,000 | | | | | | MEGC-M 5000(1)C6 | NHS | 95 | 3 | 2 | To follow completion of C2. City is managing project. |
| HC001D Champlain Parkway - Final Paving US7 to Pine Street | Capacity Expansion | Total \$1,053,000 PE ROW CON \$1,053,000 | | | | \$1,000,350 CON | | MEGC-M 5000(1) C1&C2 | NHS | 95 | 3 | 2 | Final paving of contacts C1 and C2. |

* FY00 Federal Funds provided for information only. These funds are not part of the FY01-03 TIP.

| CCMPO ID# Project Location | Project Use Category | Total Cost (fed+state+local) | Fed. Funds Obligated Thru FY99 | FY00 Fed Funds* Phase | FY01-03 TIP Federal Funds | | | VTrans Number | Fed. Fund Source | % Funding Shares Fed/St/Loc | | | Remarks |
|--|---|---|--------------------------------------|-----------------------------|---------------------------|---------------|---------------|---------------------|------------------------|-----------------------------------|----|----|---|
| | | | | | FY01 Phase | FY02 Phase | FY03 Phase | | | | | | |
| HC001E Champlain Parkway Additional PE/ROW All sections | Capacity Expansion | Total \$3,750,000 PE \$1,539,500 ROW \$2,210,500 CON | \$750,000 | \$2,100,000 ROW | \$712,500 PE | | | MEGC-M 5000(1) | NHS | 95 | 3 | 2 | City managing project. |
| HC001B Champlain Parkway Landscaping I-189 to Battery St. | Capacity Expansion | Total \$570,000 PE ROW CON \$570,000 | | | | | | MEGC-M 5000(1)C7 | NHS | 95 | 3 | 2 | Landscaping for Contracts C2 and C6. City managing project. |
| OT011 Flynn Theater Sidewalk and Lighting Improvements Main Street | Other | Total \$100,000 PE ROW CON | | | \$80,000 PE/CON | | | STP EH00() | STP | 80 | 0 | 20 | Sidewalk and lighting improvements for the Flynn Theater. |
| OT010 Historic Bus Barns Restoration Burlington Community Land Trust | Other | Total \$275,000 PE ROW CON | | | \$220,000 PE/CON | | | STP EH00() | STP | 80 | 0 | 20 | Restore historic bus barns. |
| BP025 Intervale Bike/Pedestrian Path Improvements Burlington Intervale <i>Amended: FY01-13 Date: 9/20/00</i> | Bike/ Pedestrian | Total \$75,000 PE ROW CON | | | NO | FEDERAL | FUNDS | | State funds only | 0 | 80 | 20 | Enhancement Project to receive \$60,000 in state funds in FY01. No federal funds included. |
| OT003C North Street Revitalization North Ave to N. Willard Street | Function and Performance Preservation | Total \$4,200,000 PE ROW CON \$4,200,000 | | | \$2,000,000 CON | | | | STP | | | | Construction of project designed under OT003A and OT003B. |

* FY00 Federal Funds provided for information only. These funds are not part of the FY01-03 TIP.

| CCMPO ID# Project Location | Project Use Category | Total Cost (fed+state+local) | | Fed. Funds Obligated Thru FY99 | FY00 Fed Funds* Phase | FY01-03 TIP Federal Funds | | | VTrans Number | Fed. Fund Source | % Funding Shares Fed/St/Loc | | | Remarks |
|--|---|---------------------------------|-------------|--------------------------------------|-----------------------------|---------------------------|---------------|---------------|-------------------|------------------------|-----------------------------------|----|----|--|
| | | | | | | FY01 Phase | FY02 Phase | FY03 Phase | | | | | | |
| OT003A North Street Revitalization - 1998 North Ave to N. Willard Street | Function and Performance Preservation | Total | \$115,069 | \$26,006 | \$66,049 PE | | | | STP EH98(12) | STP | 80 | 0 | 20 | |
| | | PE | \$115,069 | | | | | | | | | | | |
| | | ROW | | | | | | | | | | | | |
| | | CON | | | | | | | | | | | | |
| Funds to be obligated in FY00. Project to be remove from TIP. | | | | | | | | | | | | | | |
| OT003B North Street Revitalization - 1999 Enhancement North Ave to N. Willard Street | Function and Performance Preservation | Total | \$389,000 | | \$311,200 CON | | | | STP EH99(21) | STP | 80 | 0 | 20 | |
| | | PE | | | | | | | | | | | | |
| | | ROW | | | | | | | | | | | | |
| | | CON | \$389,000 | | | | | | | | | | | |
| Funds to be obligated in FY00. Project to be remove from TIP. | | | | | | | | | | | | | | |
| OT003D North Street Revitalization - TCSP Grant North Ave to N. Willard Street | Function and Performance Preservation | Total | \$348,400 | | \$348,400 PE/ROW/CON | | | | TCSE(001) | | 100 | 0 | 0 | |
| | | PE | | | | | | | | | | | | |
| | | ROW | | | | | | | | | | | | |
| | | CON | | | | | | | | | | | | |
| Funds to be obligated in FY00. Project to be remove from TIP. | | | | | | | | | | | | | | |
| HP002 Riverside Avenue Colchester Ave. to N. Winooski | Function and Performance Preservation | Total | \$3,872,000 | \$1,292,612 | \$95,000 ROW | \$2,555,500 CON | | | MEGC 5000(15) | STP | 95 | 3 | 2 | Reconstruction. ROW plans underway. |
| | | PE | \$1,082,000 | | | | | | | | | | | |
| | | ROW | \$100,000 | | | | | | | | | | | |
| | | CON | \$2,690,000 | | | | | | | | | | | |
| BP001 Route 127 Bike Path Ethan Allen Homestead to Manhattan Dr. | Bike/ Pedestrian | Total | \$1,319,000 | \$125,785 | \$56,000 PE | \$886,160 CON | | | STP-BIKE (12)S | STP | 80 | 10 | 10 | Construct bike/ped path. City managing project. |
| | | PE | \$206,300 | | | | | | | | | | | |
| | | ROW | \$5,000 | | | | | | | | | | | |
| | | CON | \$1,107,700 | | | | | | | | | | | |

* FY00 Federal Funds provided for information only. These funds are not part of the FY01-03 TIP.

| CCMPO ID# Project Location | Project Use Category | Total Cost (fed+state+local) | | Fed. Funds Obligated Thru FY99 | FY00 Fed Funds* Phase | FY01-03 TIP Federal Funds | | | VTrans Number | Fed. Fund Source | % Funding Shares | | | Remarks |
|---|---|---------------------------------|-------------|--|-----------------------------|---------------------------|---------------|---------------|------------------|------------------------|---------------------|----|-----|--|
| | | | | | | FY01 Phase | FY02 Phase | FY03 Phase | | | Fed/St/Loc | | | |
| HP034 US 7/Alt 7 Repaving | Function and Performance Preservation | Total | \$264,000 | | \$211,200 | | | | STP 9806()S | STP | 80 | 20 | 0 | |
| | | PE | | CON | | | | | | | | | | |
| So. Union to Main, St. | | ROW | | | | | | | | | | | | |
| Paul to So. Winooski | | CON | \$264,000 | Funds to be obligated in FY00. Project to be remove from TIP. | | | | | | | | | | |
| BP019 Waterfront Bike Path Relocation | Bike/ Pedestrian | Total | \$124,000 | | \$96,000 | | | | STP EH98(26) | STP | 80 | 0 | 20 | |
| | | PE | \$26,000 | | PE/CON | | | | | | | | | |
| College Street to King Street | | ROW | | | | | | | | | | | | |
| | | CON | \$70,000 | Funds to be obligated in FY00. Project to be remove from TIP. | | | | | | | | | | |
| Burlington Int. Airport | | | | | | | | | | | | | | |
| AV005 Land Acquisition | Aviation | Total | \$1,706,000 | | \$1,665,000 | \$1,535,400 | | | | AIP | 90 | 6 | 4 | Land acquisition for development and noise control. BIA project - for information only. |
| | | PE | | ROW | ROW | | | | | | | | | |
| Burlington International Airport | | ROW | \$1,706,000 | | | | | | | | | | | |
| | | CON | | | | | | | | | | | | |
| AV011 North End Development | Aviation | Total | \$1,690,000 | | | | | | | None | 0 | 0 | 100 | Apron expansion. Construction with PFC funds. BIA project - for information only. |
| | | PE | | | | | | | | | | | | |
| Burlington International Airport | | ROW | | | | | | | | | | | | |
| | | CON | \$1,690,000 | | | | | | | | | | | |
| AV016 Pavement Management Study | Aviation | Total | \$50,000 | | | | \$45,000 | | | AIP | 90 | 6 | 4 | BIA project - for information only. |
| | | PE | | | | | | | | | | | | |
| Burlington International Airport | | ROW | | | | | | | | | | | | |
| | | CON | | | | | | | | | | | | |

* FY00 Federal Funds provided for information only. These funds are not part of the FY01-03 TIP.

| CCMPO ID# Project Location | Project Use Category | Total Cost (fed+state+local) | Fed. Funds Obligated Thru FY99 | FY00 Fed Funds* Phase | FY01-03 TIP Federal Funds | | | VTrans Number | Fed. Fund Source | % Funding Shares Fed/St/Loc | | | Remarks |
|---|-------------------------|---|--------------------------------------|-----------------------------|---------------------------|------------------|--------------------|------------------|------------------------|-----------------------------------|---|---|---|
| | | | | | FY01 Phase | FY02 Phase | FY03 Phase | | | | | | |
| AV017 Runway 15/33 Drainage Improvements Burlington International Airport | Aviation | Total \$1,500,000 PE ROW CON \$1,500,000 | | | | | \$1,350,000 CON | | AIP | 90 | 6 | 4 | BIA project - for information only. |
| AV007 Runway 33 Safety Area Burlington International Airport | Aviation | Total \$800,000 PE ROW CON \$800,000 | | | | \$720,000 CON | | | AIP | 90 | 6 | 4 | Construct safety area. BIA project - for information only. |
| AV004 Snow Removal Equipment Burlington International Airport | Aviation | Total \$842,000 PE ROW CON | | \$360,000 | \$423,000 | | \$335,000 | | AIP | 90 | 6 | 4 | Purchase replacement equipment. BIA project - for information only. |
| AV002 South End Development - Mitigation Burlington International Airport | Aviation | Total \$700,000 PE ROW CON | | | | \$315,000 | \$315,000 | | AIP | 90 | 6 | 4 | Mitigation. BIA project - for information only. |
| AV003 South End Development - Site Development Burlington International Airport | Aviation | Total \$800,000 PE ROW CON \$800,000 | | | | \$720,000 CON | | | AIP | 90 | 6 | 4 | Site development. BIA project - for information only. |

* FY00 Federal Funds provided for information only. These funds are not part of the FY01-03 TIP.

| CCMPO ID# Project Location | Project Use Category | Total Cost (fed+state+local) | Fed. Funds Obligated Thru FY99 | FY00 Fed Funds* Phase | FY01-03 TIP Federal Funds | | | VTrans Number | Fed. Fund Source | % Funding Shares Fed/St/Loc | | | Remarks |
|---|---|---|--------------------------------------|-----------------------------|---------------------------|--------------------|--------------------|--------------------|------------------------|-----------------------------------|---|----|---|
| | | | | | FY01 Phase | FY02 Phase | FY03 Phase | | | | | | |
| AV008 South End Development - Taxiway/Apron Construction | Aviation | Total \$1,650,000 PE | | | | \$1,350,000 CON | \$135,000 CON | | AIP | 90 | 6 | 4 | Expand south apron. BIA project - for information only. |
| Burlington International Airport | | ROW CON \$1,650,000 | | | | | | | | | | | |
| AV012 Taxiway "A" | Aviation | Total \$800,000 PE | | | \$720,000 CON | | | | AIP | 90 | 6 | 4 | Reconstruct taxiway. BIA project - for information only. |
| Burlington International Airport | | ROW CON \$800,000 | | | | | | | | | | | |
| Charlotte | | | | | | | | | | | | | |
| OT009 Charlotte Berry Farm Scenic Easement | Other | Total \$580,000 PE ROW CON | | \$263,000 PE/ROW | | | | STP EH99(15) | STP | 45 | 0 | 55 | |
| Funds to be obligated in FY00. Project to be remove from TIP. | | | | | | | | | | | | | |
| BP017 Charlotte Recreational Trail | Bike/ Pedestrian | Total \$187,500 PE \$50,000 ROW CON \$137,500 | | \$40,000 PE | \$110,000 CON | | | STP EH99(16) | STP | 80 | 0 | 20 | Construction to be coordinated with Route 7 improvements. |
| RR Station to Mt. Philo State Park <i>Amended: FY01-01 Date: 9/1/00</i> | | | | | | | | | | | | | |
| HP019 US 7 Rehabilitation | Function and Performance Preservation | Total \$6,499,000 PE \$496,000 ROW \$366,000 CON \$5,636,900 | \$819,166 | | | | \$5,355,000 CON | FEGC 019- 4(20) | NHS | 95 | 5 | 0 | Preliminary plans underway. |
| Ferrisburgh line north 2.9 miles | | | | | | | | | | | | | |

* FY00 Federal Funds provided for information only. These funds are not part of the FY01-03 TIP.

| CCMPO ID# Project Location | Project Use Category | Total Cost (fed+state+local) | | Fed. Funds Obligated Thru FY99 | FY00 Fed Funds* Phase | FY01-03 TIP Federal Funds | | | VTrans Number | Fed. Fund Source | % Funding Shares Fed/St/Loc | | | Remarks |
|---|---|---------------------------------|-------------|--------------------------------------|--|---------------------------|---------------|---------------|------------------|------------------------|-----------------------------------|----|----|--|
| | | | | | | FY01 Phase | FY02 Phase | FY03 Phase | | | | | | |
| Colchester | | | | | | | | | | | | | | |
| BP014 Blakely Road Bridge Pedestrian Overpass | Bike/ Pedestrian | Total | \$230,000 | | \$27,000 | \$180,000 | | | IM 089-3(33) | IM | 90 | 10 | 0 | Bike/pedestrian overpass. |
| I-89 Overpass at Blakely Rd | | PE | \$30,000 | | PE | CON | | | | | | | | |
| | | ROW | | | | | | | | | | | | |
| | | CON | \$200,000 | | | | | | | | | | | |
| | | | | | | | | | | | | | | |
| BP018 Blakely Road Bridge Pedestrian Overpass - Approach | Bike/ Pedestrian | Total | \$62,000 | | \$49,600 | | | | STP EH 99(8) | STP | 80 | 0 | 20 | |
| I-89 Overpass at Blakely Rd | | PE | \$5,000 | | PE/CON | | | | | | | | | |
| | | ROW | | | | | | | | | | | | |
| | | CON | \$57,000 | | Funds to be obligated in FY00. Project to be remove from TIP. | | | | | | | | | |
| | | | | | | | | | | | | | | |
| BP013 Colchester Bike Path | Bike/ Pedestrian | Total | \$1,838,500 | \$1,190,254 | \$204,400 | | | | STP BIKE(21)S | STP | 80 | 10 | 10 | |
| Bayside Park to Hollow Creek Drive | | PE | \$180,000 | | CON | | | | | | | | | |
| | | ROW | \$108,000 | | | | | | | | | | | |
| | | CON | \$1,550,500 | | Funds to be obligated in FY00. Project to be remove from TIP. | | | | | | | | | |
| | | | | | | | | | | | | | | |
| IN005 Colchester Park and Ride | Intermodal | Total | \$287,500 | \$30,000 | | \$200,000 | | | CMG PARK(18)S | CMAQ | 100 | 0 | 0 | Park and ride lot north of Chimney Corners. |
| On US7 North of Chimney Corners | | PE | \$37,500 | | | CON | | | | | | | | |
| | | ROW | | | | | | | | | | | | |
| | | CON | \$250,000 | | | | | | | | | | | |
| | | | | | | | | | | | | | | |
| HP003 VT Route 2A Reconstruction | Function and Performance Preservation | Total | \$3,510,000 | | | \$240,000 | | | STP 0207() | STP | 80 | 20 | 0 | Reconstruction after 2003. |
| Essex Town Line to US7 | | PE | \$300,000 | | | PE | | | | | | | | |
| | | ROW | \$250,000 | | | | | | | | | | | |
| | | CON | \$2,959,946 | | | | | | | | | | | |

* FY00 Federal Funds provided for information only. These funds are not part of the FY01-03 TIP.

| CCMPO ID# Project Location | Project Use Category | Total Cost (fed+state+local) | | Fed. Funds Obligated Thru FY99 | FY00 Fed Funds* Phase | FY01-03 TIP Federal Funds | | | VTrans Number | Fed. Fund Source | % Funding Shares Fed/St/Loc | | | Remarks |
|---|---|---------------------------------|-----------|--------------------------------------|-----------------------------|---------------------------|---------------|---------------|------------------|------------------------|-----------------------------------|----|---|---|
| | | | | | | FY01 Phase | FY02 Phase | FY03 Phase | | | | | | |
| HP037 VT2A/US7/Creek Rd/Bay Rd Intersection | Function and Performance Preservation | Total | \$395,000 | \$89,188 | | | | | STP 5600(9)S | STP | 80 | 20 | 0 | Reconstruction. Construction after 2003. |
| | | PE | \$110,000 | | | | | | | | | | | |
| | | ROW | | | | | | | | | | | | |
| | | CON | \$285,000 | | | | | | | | | | | |

Colchester/Essex Junction

| | | | | | | | | | | | | | | |
|---|---------------------|-------|-------------|--|--|-----------|-----------|-------------|--|-----|----|----|----|--|
| BP010 VT Route 15 Bike Path | Bike/ Pedestrian | Total | \$3,000,000 | | | \$300,000 | \$500,000 | \$1,600,000 | | STP | 80 | 10 | 10 | Awaiting resolution of ROW sharing issues with NECR. |
| | | PE | \$375,000 | | | PE | ROW | CON | | | | | | |
| Essex Jct. Amtrak Station to Lime Kiln Rd. | | ROW | \$625,000 | | | | | | | | | | | |
| | | CON | \$2,000,000 | | | | | | | | | | | |

Colchester/Milton

| | | | | | | | | | | | | | | |
|--|------------------------|-------|-------------|-----------|--|--|-------------|--|-------------|----|----|----|---|--|
| HP031 I-89 Bridge Rehabilitation | Bridge Preservation | Total | \$6,200,000 | \$270,000 | | | \$5,310,000 | | IM 089-3() | IM | 90 | 10 | 0 | Rehabilitation of interstate bridges. |
| | | PE | \$300,000 | | | | CON | | | | | | | |
| Blakely Road to Lamoille River | | ROW | | | | | | | | | | | | |
| | | CON | \$5,900,000 | | | | | | | | | | | |

| | | | | | | | | | | | | | | |
|--|---|-------|-------------|--|-------------|--|--|--|--------------|-----|----|----|---|--|
| HP040 Resurface US Route 2 | Function and Performance Preservation | Total | \$1,330,000 | | \$1,064,000 | | | | STP 2117(1)S | STP | 80 | 20 | 0 | |
| | | PE | | | CON | | | | | | | | | |
| From So. Hero Line to US7 | | ROW | | | | | | | | | | | | |
| | | CON | \$1,330,000 | | | | | | | | | | | |
| Funds to be obligated in FY00. Project to be remove from TIP. | | | | | | | | | | | | | | |

Colchester/So. Burlington

| | | | | | | | | | | | | | | |
|----------------------------------|---|-------|-------------|----------|--|--|-------------|--|--------------|----|----|----|---|-------------------------|
| HP033 I-89 Paving | Function and Performance Preservation | Total | \$1,310,000 | \$54,000 | | | \$1,125,000 | | IM 089-3(19) | IM | 90 | 10 | 0 | Resurface I-89 SB lane. |
| | | PE | \$60,000 | | | | CON | | | | | | | |
| SB Lane from I-189 to Exit 16 | | ROW | | | | | | | | | | | | |
| | | CON | \$1,250,000 | | | | | | | | | | | |

* FY00 Federal Funds provided for information only. These funds are not part of the FY01-03 TIP.

| CCMPO ID# Project Location | Project Use Category | Total Cost (fed+state+local) | | Fed. Funds Obligated Thru FY99 | FY00 Fed Funds* Phase | FY01-03 TIP Federal Funds | | | VTrans Number | Fed. Fund Source | % Funding Shares Fed/St/Loc | | | Remarks |
|---|-------------------------|---------------------------------|-------------|--------------------------------------|-----------------------------|---------------------------|--------------------|---------------|------------------|------------------------|-----------------------------------|----|----|--|
| | | | | | | FY01 Phase | FY02 Phase | FY03 Phase | | | | | | |
| BR001 Lime Kiln Bridge | Bridge Preservation | Total | \$4,682,500 | \$545,746 | | \$80,000 ROW | \$3,288,420 CON | | BRM 5600(6)S | BR | 80 | 10 | 10 | Replace bridge over Winooski River. Conceptual Plans completed. |
| BR6 on TH4 (Lime Kiln Rd) over Winooski River | | PE | \$472,000 | | | | | | | | | | | |
| | | ROW | \$100,000 | | | | | | | | | | | |
| | | CON | \$4,110,500 | | | | | | | | | | | |

Essex

| | | | | | | | | | | | | | | |
|--|---|-------|-------------|----------|---------------------------|------------------|------------------|-----------------|--------------------|-----|----|----|----|-----------------------|
| HP006 Kellogg Road Reconstruction | Function and Performance Preservation | Total | \$1,491,754 | \$81,600 | \$1,111,803 PE/ROW/CON | | | | STP 5400(6) | STP | 80 | 10 | 10 | |
| Susie Wilson Rd to Colchester Line | | PE | \$110,000 | | | | | | | | | | | |
| | | ROW | \$80,000 | | | | | | | | | | | |
| | | CON | \$1,301,754 | | | | | | | | | | | |
| Funds to be obligated in FY00. Project to be remove from TIP. | | | | | | | | | | | | | | |
| HP041 Old Colchester Road RR Crossing Relocation | Function and Performance Preservation | Total | \$864,500 | | \$113,400 PE/ROW | \$664,650 CON | | | STP 2035(14)S | STP | 90 | 10 | 0 | |
| Old Colchester Road | | PE | \$120,000 | | | | | | | | | | | |
| | | ROW | \$6,000 | | | | | | | | | | | |
| | | CON | \$738,500 | | | | | | | | | | | |
| HP005 Sand Hill Rd/VT 117 Intersection | Function and Performance Preservation | Total | \$148,000 | \$9,730 | | \$20,000 PE | \$4,000 ROW | \$94,400 CON | STP 5400(5) | STP | 80 | 20 | 0 | Intersection upgrade. |
| | | PE | \$25,000 | | | | | | | | | | | |
| | | ROW | \$5,000 | | | | | | | | | | | |
| | | CON | \$118,000 | | | | | | | | | | | |
| HP004 VT 15/Old Stage Road Intersection | Function and Performance Preservation | Total | \$695,000 | \$80,000 | \$28,000 PE | \$8,000 ROW | \$440,000 CON | | STP 030- 1(17)S | STP | 80 | 20 | 0 | Town managing. |
| | | PE | \$135,000 | | | | | | | | | | | |
| | | ROW | \$10,000 | | | | | | | | | | | |
| | | CON | \$550,000 | | | | | | | | | | | |

* FY00 Federal Funds provided for information only. These funds are not part of the FY01-03 TIP.

| CCMPO ID# Project Location | Project Use Category | Total Cost (fed+state+local) | Fed. Funds Obligated Thru FY99 | FY00 Fed Funds* Phase | FY01-03 TIP Federal Funds | | | VTrans Number | Fed. Fund Source | % Funding Shares | | | Remarks | |
|--|---|---------------------------------|--------------------------------------|-----------------------------|--|---------------|---------------|------------------|------------------------|---------------------|----|----|---|--|
| | | | | | FY01 Phase | FY02 Phase | FY03 Phase | | | Fed/St/Loc | | | | |
| Essex Junction | | | | | | | | | | | | | | |
| IN006 Essex Junction Multimodal Center | Intermodal | Total | | | \$60,000 | | | | Sec. 5309 Disc. | 80 | 10 | 10 | Construct a multimodal facility in Essex Junction. | |
| | | PE | | | PE | | | | | | | | | |
| | | ROW | | | | | | | | | | | | |
| | | CON | | | | | | | | | | | | |
| Essex/Essex Junction | | | | | | | | | | | | | | |
| BP020 Old Colcheseter Road Bike Path | Bike/ Pedestrian | Total | \$750,000 | \$100,000 | \$500,000 | | | STP BIKE(35)S | STP | 80 | 20 | 0 | Bike path associated with roadway project HP041. | |
| | | PE | \$125,000 | PE | ROW/CON | | | | | | | | FY01 - \$20,000 for ROW | |
| Old Colchester Road | | ROW | \$25,000 | | | | | | | | | | and \$480,000 for CON. | |
| Amended: FY01-02 Date: 9/1/00 | | CON | \$600,000 | | | | | | | | | | | |
| Hinesburg | | | | | | | | | | | | | | |
| BP002 Hinesburg Pathway | Bike/ Pedestrian | Total | \$742,000 | \$81,080 | \$513,600 | | | STP BIKE(22)S | STP | 80 | 10 | 10 | PE obligated in FY97. | |
| | | PE | \$100,000 | | ROW/CON | | | | | | | | FY01 \$24,000 ROW, | |
| Village to CVU High School | | ROW | \$30,000 | | | | | | | | | | \$489,600 CON. Awaiting resolution of ROW issues. | |
| | | CON | \$612,000 | | | | | | | | | | | |
| OT008 Route 116 Traffic Calming | Function and Performance Preservation | Total | \$50,000 | \$40,000 | | | | STP EH99(10) | STP | 80 | 0 | 20 | | |
| | | PE | \$10,000 | PE/CON | | | | | | | | | | |
| Route 116 at Hinesburg Elementary School | | ROW | | | | | | | | | | | | |
| | | CON | \$40,000 | | Funds to be obligated in FY00. Project to be remove from TIP. | | | | | | | | | |
| Huntington | | | | | | | | | | | | | | |
| BR005A Audubon Bridge | Bridge Preservation | Total | \$977,500 | \$72,000 | \$706,000 | | | BHF 0211(4) | BR | 80 | 10 | 10 | | |
| | | PE | \$90,000 | | CON | | | | | | | | | |
| BR13 on TH1 over Huntington River | | ROW | \$5,000 | | | | | | | | | | | |
| | | CON | \$882,500 | | Funds to be obligated in FY00. Project to be remove from TIP. | | | | | | | | | |

* FY00 Federal Funds provided for information only. These funds are not part of the FY01-03 TIP.

| CCMPO ID# Project Location | Project Use Category | Total Cost (fed+state+local) | | Fed. Funds Obligated Thru FY99 | FY00 Fed Funds* Phase | FY01-03 TIP Federal Funds | | | VTrans Number | Fed. Fund Source | % Funding Shares | | | Remarks |
|--|-------------------------|---------------------------------|-----------|--------------------------------------|-----------------------------|---------------------------|------------------|---------------|------------------|------------------------|---------------------|----|----|--|
| | | | | | | FY01 Phase | FY02 Phase | FY03 Phase | | | Fed/St/Loc | | | |
| BR007 Bridge Street Bridge | Bridge Preservation | Total | \$526,000 | \$40,000 | \$365,000 CON | | | | BHO 1445(23) | BR | 80 | 15 | 5 | |
| | | PE | \$60,000 | | | | | | | | | | | |
| BR11 on TH3 over Huntington River | | ROW | \$10,000 | | | | | | | | | | | |
| | | CON | \$456,000 | | | | | | | | | | | |
| Funds to be obligated in FY00. Project to be remove from TIP. | | | | | | | | | | | | | | |
| BR009 Camels Hump Road Bridge | Bridge Preservation | Total | \$362,000 | \$52,146 | | \$209,600 CON | | | BRO 1445(20) | BR | 80 | 10 | 10 | Replace bridge. Final Plans underway. |
| | | PE | \$90,000 | | | | | | | | | | | |
| BR31 on TH22 over Brush Brook | | ROW | \$10,000 | | | | | | | | | | | |
| | | CON | \$262,000 | | | | | | | | | | | |
| | | | | | | | | | | | | | | |
| BR006 Salvas Road Bridge | Bridge Preservation | Total | \$295,000 | \$32,000 | \$8,000 ROW | | \$152,000 CON | | BRO 1445(21) | BR | 80 | 10 | 10 | Replace bridge. Semi- Final Plans underway. |
| | | PE | \$95,000 | | | | | | | | | | | |
| BR34 on TH21 over Brush Brook | | ROW | \$10,000 | | | | | | | | | | | |
| | | CON | \$190,000 | | | | | | | | | | | |
| Jericho | | | | | | | | | | | | | | |
| BR010 Tarbox Road Bridge | Bridge Preservation | Total | \$470,000 | \$84,000 | \$8,000 ROW | \$292,000 CON | | | BRO 1445(22) | BR | 80 | 10 | 10 | Replace bridge. Final Plans underway. |
| | | PE | \$95,000 | | | | | | | | | | | |
| BR31 on TH35 over Mill Brook | | ROW | \$10,000 | | | | | | | | | | | |
| | | CON | \$365,000 | | | | | | | | | | | |
| Milton | | | | | | | | | | | | | | |
| HP036 I-89 Bridges over the Lamoille River | Bridge Preservation | Total | \$671,000 | \$229,629 | \$374,400 CON | | | | IM 089-3(31) | IM | 90 | 10 | 0 | |
| | | PE | \$40,000 | | | | | | | | | | | |
| | | ROW | | | | | | | | | | | | |
| | | CON | \$631,000 | | | | | | | | | | | |
| Funds to be obligated in FY00. Project to be remove from TIP. | | | | | | | | | | | | | | |

* FY00 Federal Funds provided for information only. These funds are not part of the FY01-03 TIP.

| CCMPO ID# Project Location | Project Use Category | Total Cost (fed+state+local) | | Fed. Funds Obligated Thru FY99 | FY00 Fed Funds* Phase | FY01-03 TIP Federal Funds | | | VTrans Number | Fed. Fund Source | % Funding Shares Fed/St/Loc | | | Remarks |
|--|-----------------------------|---------------------------------|-----------|--------------------------------------|-----------------------------|---------------------------|---------------|---------------|------------------|------------------------|-----------------------------------|----|----|--|
| | | | | | | FY01 Phase | FY02 Phase | FY03 Phase | | | | | | |
| BP026 Main Street Enhancements | Bike/ Pedestrian | Total | \$39,000 | | | | | | | State funds only | 0 | 80 | 20 | Enhancement Grant for \$31,200 in state funds in FY01 for bike/ped and multimodal planning. No federal funds included. |
| | | PE | \$39,000 | | | NO | FEDERAL | FUNDS | | | | | | |
| | | ROW | | | | | | | | | | | | |
| | | CON | | | | | | | | | | | | |
| <i>Amended: FY01-14 Date: 9/20/00</i> | | | | | | | | | | | | | | |
| HP007 Middle Rd/RR St/US 7 Intersection | Function and Performance | Total | \$450,000 | | | \$71,200 | \$4,800 | \$284,000 | STP 5800() | STP | 80 | 20 | 0 | Intersection upgrade. Awaiting completion of Route 7 Corridor Study. |
| | | PE | \$89,000 | | | PE | ROW | CON | | | | | | |
| US7/TH1 | Preservation | ROW | \$6,000 | | | | | | | | | | | |
| | | CON | \$355,000 | | | | | | | | | | | |
| HP008 US 7/Lake Road Intersection | Function and Performance | Total | \$410,000 | | | \$78,400 | \$1,600 | \$248,000 | STP 5800() | STP | 80 | 20 | 0 | Intersection upgrade. Awaiting completion of Route 7 Corridor Study. |
| | | PE | \$98,000 | | | PE | ROW | CON | | | | | | |
| US7/TH3 | Preservation | ROW | \$2,000 | | | | | | | | | | | |
| | | CON | \$310,000 | | | | | | | | | | | |
| HP030 US Route 7/Rebecca Lander Drive | Function and Performance | Total | \$150,000 | | | \$150,000 | | | STPG SGNL() | STP | 100 | 0 | 0 | Intersection improvements. Awaiting completion of Route 7 Corridor Study. |
| | Preservation | PE | \$15,000 | | | PE/CON | | | | | | | | |
| | | ROW | | | | | | | | | | | | |
| | | CON | \$135,000 | | | | | | | | | | | |
| BR019 West Milton Truss Bridge | Bike/ Pedestrian | Total | \$270,000 | \$38,163 | \$180,000 | | | | STP 1448(28) | STP | 80 | 20 | 0 | Rehabilitate historic bridge for bike/pedestrian use. |
| | | PE | \$50,000 | | CON | | | | | | | | | |
| BR18 over Lamoille River | | ROW | | | | | | | | | | | | |
| | | CON | \$220,000 | | | | | | | | | | | |
| Funds to be obligated in FY00. Project to be remove from TIP. | | | | | | | | | | | | | | |

Regional

| | | | | | | | | | | | | | | |
|---|-------|-------|-----------|--|--|-----------|--|--|--|-----|----|---|----|--|
| OT012 Advanced Technology Vehicle Program | Other | Total | \$164,000 | | | \$130,000 | | | | STP | 80 | 0 | 20 | Develop a pilot program to test and integrate six alternative-fueled vehicles in Chittenden County. |
| Chittenden County | | PE | | | | | | | | | | | | |
| | | ROW | | | | | | | | | | | | |
| | | CON | | | | | | | | | | | | |

* FY00 Federal Funds provided for information only. These funds are not part of the FY01-03 TIP.

| CCMPO ID# Project Location | Project Use Category | Total Cost (fed+state+local) | | Fed. Funds Obligated Thru FY99 | FY00 Fed Funds* Phase | FY01-03 TIP Federal Funds | | | VTrans Number | Fed. Fund Source | % Funding Shares Fed/St/Loc | | | Remarks |
|--|---|---------------------------------|-----------|--------------------------------------|-----------------------------|---------------------------|---------------|---------------|------------------------|------------------------|-----------------------------------|----|---|---|
| | | | | | | FY01 Phase | FY02 Phase | FY03 Phase | | | | | | |
| BR003 Bridge Inspection | Bridge Preservation | Total | \$595,227 | | \$50,000 | \$50,000 | \$50,000 | \$50,000 | BR NBIS/BRO NBIS | BR | 80 | 20 | 0 | CCMPO share of statewide budget. |
| | | PE | \$595,227 | | PE | PE | PE | PE | | | | | | |
| Regional | | ROW | | | | | | | | | | | | |
| | | CON | | | | | | | | | | | | |
| HP015 Bridge Painting | Bridge Preservation | Total | \$30,000 | | \$8,000 | \$8,000 | \$8,000 | \$8,000 | STP/NH | STP/NH | 80 | 20 | 0 | Bridge painting in MPO area. |
| | | PE | | | CON | CON | CON | CON | | | | | | |
| Regional | | ROW | | | | | | | | | | | | |
| | | CON | \$30,000 | | | | | | | | | | | |
| HP014 Culvert Repair | Function and Performance Preservation | Total | \$375,000 | | \$100,000 | \$100,000 | \$100,000 | \$100,000 | STP/NH | STP | 80 | 20 | 0 | Culvert replacement or rehabilitation in MPO area. |
| | | PE | | | CON | CON | CON | CON | | | | | | |
| Regional | | ROW | | | | | | | | | | | | |
| | | CON | \$375,000 | | | | | | | | | | | |
| OT006 Design Scoping Projects | Other | Total | \$625,000 | | \$704,000 | \$800,000 | \$800,000 | \$800,000 | STP/NH | STP/NH | 80 | 20 | 0 | Funds to support design of scoped projects. |
| | | PE | \$625,000 | | PE | PE | PE | PE | | | | | | |
| Regional | | ROW | | | | | | | | | | | | |
| | | CON | | | | | | | | | | | | |
| HP013 Guardrail | Function and Performance Preservation | Total | \$60,000 | | \$20,000 | \$20,000 | \$20,000 | \$20,000 | STP/NH | STP/NH | 100 | 0 | 0 | Guardrail installation in MPO area. |
| | | PE | | | CON | CON | CON | CON | | | | | | |
| Regional | | ROW | | | | | | | | | | | | |
| | | CON | \$60,000 | | | | | | | | | | | |
| HP017 Interstate Bridge Painting | Bridge Preservation | Total | \$30,000 | | \$8,000 | \$8,000 | \$8,000 | \$8,000 | IM 089-2() | IM | 90 | 10 | 0 | Not part of the CCMPO's fiscal constraint. |
| | | PE | | | CON | CON | CON | CON | | | | | | |
| Regional | | ROW | | | | | | | | | | | | |
| | | CON | \$30,000 | | | | | | | | | | | |

* FY00 Federal Funds provided for information only. These funds are not part of the FY01-03 TIP.

| CCMPO ID# Project Location | Project Use Category | Total Cost (fed+state+local) | | Fed. Funds Obligated Thru FY99 | FY00 Fed Funds* Phase | FY01-03 TIP Federal Funds | | | VTrans Number | Fed. Fund Source | % Funding Shares Fed/St/Loc | | | Remarks |
|--|---|---------------------------------|--------------------------------|--------------------------------------|-----------------------------|---------------------------|---------------------------|---------------------------|------------------|------------------------|-----------------------------------|----|----|--|
| | | | | | | FY01 Phase | FY02 Phase | FY03 Phase | | | | | | |
| BP024 Lake Champlain Bikeways Regional <i>Amended: FY01-11 Date: 9/20/00</i> | Bike/ Pedestrian | Total PE ROW CON | \$60,000 \$60,000 | | | \$5,000 PE | | | STP EH00() | STP | 80 | 0 | 20 | Design, construction and installation of directional signage for bicyclists on the Lake Champlain Bikeway Route. |
| OT005 Local Roads Regional | Function and Performance Preservation | Total PE ROW CON | \$60,000 \$60,000 | \$16,000 PE | | \$16,000 PE | \$16,000 PE | \$16,000 PE | LTAP 0000(1) | LTAP | 80 | 20 | 0 | CCMPO's share of the statewide Local Roads program, non-constrained funds. |
| HP016 Paving Regional <i>Amended: FY01-12 Date: 9/20/00</i> | Function and Performance Preservation | Total PE ROW CON | \$480,000 \$480,000 | \$220,000 PE/CON | | \$700,000 PE/CON | \$800,000 PE/CON | \$800,000 PE/CON | STP/NH | STP/NH | 80 | 20 | 0 | Funds to support paving projects identified by VTran's Pavement Management System. |
| OT007 Regional Contingency Regional | Other | Total PE ROW CON | | \$1,000,000 PE/ROW/CON | | \$1,000,000 PE/ROW/CON | \$1,000,000 PE/ROW/CON | \$1,000,000 PE/ROW/CON | IM/STP/NH | IM/STP/N H | | | | Modifications and overruns to MPO projects. |
| BP022 Regional Recreational Trails | Bike/ Pedestrian | Total PE ROW CON | \$262,500 \$262,500 | \$69,750 CON | | \$70,000 CON | \$70,000 CON | \$70,000 CON | | Rec Trails | 80 | 0 | 20 | Recreational trails program administered by ANR. |
| OT001 Regional Safety Regional <i>Amended: FY01-12 Date: 9/20/00</i> | Function and Performance Preservation | Total PE ROW CON | \$235,000 | \$232,000 PE/CON | | \$200,000 PE/CON | \$100,000 PE/CON | \$100,000 PE/CON | STP | STP | 80 | 20 | 0 | Safety projects in MPO communities. FY01 - \$13,000 to replace faulty signal control box at 2A/Industrial Ave, \$93,000 for turning lane US7/Severance Road. |

* FY00 Federal Funds provided for information only. These funds are not part of the FY01-03 TIP.

| CCMPO ID# Project Location | Project Use Category | Total Cost (fed+state+local) | | Fed. Funds Obligated Thru FY99 | FY00 Fed Funds* Phase | FY01-03 TIP Federal Funds | | | VTrans Number | Fed. Fund Source | % Funding Shares Fed/St/Loc | | | Remarks |
|--|---|---------------------------------|-------------|--------------------------------------|-----------------------------|---------------------------|------------------|--------------------|------------------|------------------------|-----------------------------------|----|----|--|
| | | | | | | FY01 Phase | FY02 Phase | FY03 Phase | | | | | | |
| HP012 Signage and Pavement Marking Regional | Function and Performance Preservation | Total | \$480,000 | | \$160,000 CON | \$160,000 CON | \$160,000 CON | \$160,000 PE | STP/NH | STP/NH/I M | 100 | 0 | 0 | Pavement marking and signage in MPO area. |
| | | PE | | | | | | | | | | | | |
| | | ROW | | | | | | | | | | | | |
| | | CON | \$480,000 | | | | | | | | | | | |
| BR004 Town Highway Bridges Regional | Bridge Preservation | Total | \$461,445 | | \$50,000 PE | \$50,000 PE | \$50,000 PE | \$50,000 PE | BRO/BHO | BR | 80 | 10 | 10 | CCMPO's share of the statewide program. |
| | | PE | \$461,445 | | | | | | | | | | | |
| | | ROW | | | | | | | | | | | | |
| | | CON | | | | | | | | | | | | |
| HP027 Traffic Signals Regional | Function and Performance Preservation | Total | \$250,000 | | \$10,000 PE | \$10,000 PE | \$10,000 PE | \$10,000 PE | STP G | STP | 80 | 20 | 0 | Signalization improvements in MPO communities. |
| | | PE | \$25,000 | | | | | | | | | | | |
| | | ROW | | | | | | | | | | | | |
| | | CON | \$215,000 | | | | | | | | | | | |
| Richmond | | | | | | | | | | | | | | |
| BR017 I-89 Bridge Rehabilitation Stage Road to NECR Crossing | Bridge Preservation | Total | \$6,230,000 | \$297,000 | | | | \$5,310,000 CON | IM 089-2(27) | IM | 90 | 10 | 0 | Rehabilitate bridges. |
| | | PE | \$330,000 | | | | | | | | | | | |
| | | ROW | | | | | | | | | | | | |
| | | CON | \$5,900,000 | | | | | | | | | | | |
| BR011 Jonesville Bridge BR10 on TH3 over Winooski River | Bridge Preservation | Total | \$2,471,957 | \$354,078 | | \$1,651,852 CON | | | BRZ 1445(18) | BR | 80 | 10 | 10 | Replace deficient one-way truss bridge. Semi-final Plans underway. |
| | | PE | \$380,000 | | | | | | | | | | | |
| | | ROW | \$10,000 | | | | | | | | | | | |
| | | CON | \$2,081,957 | | | | | | | | | | | |
| HP020 US 2/VT 117/I-89 Intersection | Function and Performance Preservation | Total | \$727,000 | | | \$41,600 PE | | | STP 0284() | STP | 80 | 20 | 0 | Improve intersection. Conceptual design under development. |
| | | PE | \$52,000 | | | | | | | | | | | |
| | | ROW | | | | | | | | | | | | |
| | | CON | \$675,000 | | | | | | | | | | | |

Amended: FY01-03

Date: 9/1/00

* FY00 Federal Funds provided for information only. These funds are not part of the FY01-03 TIP.

| CCMPO ID# Project Location | Project Use Category | Total Cost (fed+state+local) | | Fed. Funds Obligated Thru FY99 | FY00 Fed Funds* Phase | FY01-03 TIP Federal Funds | | | VTrans Number | Fed. Fund Source | % Funding Shares Fed/St/Loc | | | Remarks |
|--|-----------------------------|---------------------------------|-------------|--------------------------------------|-----------------------------|---------------------------|---------------|---------------|--------------------|------------------------|-----------------------------------|----|---|--|
| | | | | | | FY01 Phase | FY02 Phase | FY03 Phase | | | | | | |
| BR013 US Route 2 Bridge (Checker House Bridge) | Bridge Preservation | Total | \$577,500 | \$176,390 | | | | | STP RS 0284(11) | STP | 80 | 20 | 0 | Replace bridge over Winooski River. |
| | | PE | \$300,000 | | | | | | | | | | | |
| BR24 on US2 over Winooski River | | ROW | \$2,000 | | | | | | | | | | | |
| | | CON | \$275,500 | | | | | | | | | | | |
| HP021 US Route 2 Ledge Removal | Function and Performance | Total | \$1,371,000 | \$267,390 | \$1,076,400 | | | | STP 0284(16)S | STP | 90 | 10 | 0 | |
| US2/TH3/TH14 | Preservation | PE | \$125,000 | | CON | | | | | | | | | |
| Intersection to Bolton Line | | ROW | \$50,000 | | | | | | | | | | | |
| | | CON | \$1,196,000 | | | | | | | | | | | |
| Funds to be obligated in FY00. Project to be remove from TIP. | | | | | | | | | | | | | | |

Richmond/Williston

| | | | | | | | | | | | | | | |
|--|-----------------------------|-------|-----------|--|--|--|-----------|--|------------|-----|----|----|---|--------------|
| HP039 Resurface US2 | Function and Performance | Total | \$937,900 | | | | \$750,320 | | STP 2105() | STP | 80 | 20 | 0 | Resurfacing. |
| | Preservation | PE | | | | | CON | | | | | | | |
| US2/VT2A Intersection east for 8.4 Kilometers | | ROW | | | | | | | | | | | | |
| | | CON | \$937,900 | | | | | | | | | | | |

Shelburne

| | | | | | | | | | | | | | | |
|--|------------------------|-------|-------------|--|----------|-----------|--|--|-------------|-----|----|----|----|--|
| BR018 Bostwick Road Bridge | Bridge Preservation | Total | \$1,750,000 | | | \$200,000 | | | BRO 1445 | BR | 80 | 10 | 10 | Replace highway bridge over RR. Scoping began in FY99. |
| | | PE | \$250,000 | | | PE | | | | | | | | |
| BR15 on TH3 over Rail Road | | ROW | | | | | | | | | | | | |
| | | CON | \$1,500,000 | | | | | | | | | | | |
| BP015 Shelburne Sidewalks and Crosswalks | Bike/ Pedestrian | Total | \$105,000 | | \$84,000 | | | | STP EH99(1) | STP | 80 | 0 | 20 | |
| | | PE | \$105,000 | | CON | | | | | | | | | |
| US7 and Falls Road | | ROW | | | | | | | | | | | | |
| | | CON | \$94,500 | | | | | | | | | | | |
| Funds to be obligated in FY00. Project to be remove from TIP. | | | | | | | | | | | | | | |

* FY00 Federal Funds provided for information only. These funds are not part of the FY01-03 TIP.

| CCMPO ID# Project Location | Project Use Category | Total Cost (fed+state+local) | Fed. Funds Obligated Thru FY99 | FY00 Fed Funds* Phase | FY01-03 TIP Federal Funds | | | VTrans Number | Fed. Fund Source | % Funding Shares Fed/St/Loc | | | Remarks |
|---|-------------------------|---|--------------------------------------|-----------------------------|---------------------------|---------------|---------------|-------------------|------------------------|-----------------------------------|---|---|---------|
| | | | | | FY01 Phase | FY02 Phase | FY03 Phase | | | | | | |
| BR002 US 7 LaPlatte River Bridge BR144 over LaPlatte River | Bridge Preservation | Total \$4,376,773 PE ROW CON \$4,376,773 | \$2,490,000 | \$1,590,000 CON | | | | FEGC 019-4(19)C/2 | NHS | 95 | 5 | 0 | |
| Funds to be obligated in FY00. Project to be remove from TIP. | | | | | | | | | | | | | |

Shelburne/So. Burlington

| | | | | | | | | | | | | | |
|--|-----------------------|---|-------------|-------------------|-----------------------|--------------------|--------------------|-------------------|-----|----|---|---|--|
| HC002A Shelburne Road Reconstruction Bay Road to Imperial Drive <i>Amended: FY01-04 Date: 9/1/00</i> | Capacity Expansion | Total \$20,942,950 PE \$8,174,000 ROW CON \$12,768,950 | \$6,538,619 | \$1,080,000 PE | \$1,137,750 PE/CON | \$6,132,600 CON | \$5,000,000 CON | NH EGC 019-4(28) | NHS | 95 | 5 | 0 | Contract 4 CON amount - \$12,123,600 (fed). VTrans will use Advance Construction funding. FY01 \$137,750 PE. |
| HC002B Shelburne Road Reconstruction Webster Road to Bay Road | Capacity Expansion | Total \$7,125,000 PE ROW CON \$7,125,000 | | | | \$3,225,800 CON | \$3,000,000 CON | NH EGC 019-4(27) | NHS | 95 | 5 | 0 | Contract 3 CON amount - \$6,225,800 (fed). VTrans will use Advance Construction funding. |

South Burlington

| | | | | | | | | | | | | | |
|---|---|--|-----------|-----------------|--|--------------------|--|--------------|-----|----|----|----|---|
| HC005 Exit 13 Expansion I-89/I-189 Interchange | Capacity Expansion | Total \$2,833,000 PE \$250,000 ROW \$83,000 CON \$2,500,000 | | \$100,000 PE | | \$631,800 CON | | IR 089-3() | NHS | 90 | 10 | 0 | Interchange project definition underway. Possible incremental construction in FY02. |
| HP009 Kennedy Drive Reconstruction Dorset Street to Williston Road | Function and Performance Preservation | Total \$3,775,000 PE \$325,000 ROW CON \$3,450,000 | \$260,000 | | | \$2,760,000 CON | | NH 0121-1() | NHS | 80 | 10 | 10 | City to manage and set schedule. |

* FY00 Federal Funds provided for information only. These funds are not part of the FY01-03 TIP.

| CCMPO ID# Project Location | Project Use Category | Total Cost (fed+state+local) | | Fed. Funds Obligated Thru FY99 | FY00 Fed Funds* Phase | FY01-03 TIP Federal Funds | | | VTrans Number | Fed. Fund Source | % Funding Shares | | | Remarks |
|---|---|---------------------------------|-------------|--|-----------------------------|---------------------------|---------------|---------------|------------------|------------------------|---------------------|----|----|--|
| | | | | | | FY01 Phase | FY02 Phase | FY03 Phase | | | Fed/St/Loc | | | |
| HP038 Resurface US2 | Function and Performance Preservation | Total | \$250,000 | | \$200,000 | | | | NH 2115() | NHS | 80 | 20 | 0 | |
| | | PE | | | CON | | | | | | | | | |
| Burlington City Line | | ROW | | | | | | | | | | | | |
| easterly 0.17 miles | | CON | \$250,000 | Funds to be obligated in FY00. Project to be remove from TIP. | | | | | | | | | | |
| OT004 South Burlington Stormwater Treatment | Other | Total | \$110,000 | \$10,960 | | | | | STP EH98(7) | STP | 80 | 0 | 20 | Stormwater treatment to control discharge into Bartlett Brook watershed from Rt 7. \$77,040 remaining. |
| | | PE | | | | | | | | | | | | |
| Bartlett Brook | | ROW | | | | | | | | | | | | |
| Watershed | | CON | \$110,000 | | | | | | | | | | | |
| BP012 Spear Street Bike Path | Bike/ Pedestrian | Total | \$1,937,500 | \$154,379 | \$1,440,000 | | | | STP BIKE(6)S | STP | 80 | 10 | 10 | |
| | | PE | \$132,500 | | CON | | | | | | | | | |
| Shelburne Rd to UVM | | ROW | \$5,000 | | | | | | | | | | | |
| Gutterson Fieldhouse | | CON | \$1,800,000 | Funds to be obligated in FY00. Project to be remove from TIP. | | | | | | | | | | |
| BP011 US2 Bike Path | Bike/ Pedestrian | Total | \$338,700 | \$48,648 | \$222,970 | | | | STP BIKE(28)S | STP | 80 | 20 | 0 | |
| | | PE | \$60,000 | | CON | | | | | | | | | |
| US2 Bridge over I-89 | | ROW | | | | | | | | | | | | |
| | | CON | \$278,700 | Funds to be obligated in FY00. Project to be remove from TIP. | | | | | | | | | | |
| HP032 US2 Bridge over I-89 | Bridge Preservation | Total | \$3,817,500 | | \$3,407,000 | | | | IM DECK() | IM | 90 | 10 | 0 | |
| | | PE | \$32,000 | | CON | | | | | | | | | |
| | | ROW | | | | | | | | | | | | |
| | | CON | \$3,785,500 | Funds to be obligated in FY00. Project to be remove from TIP. | | | | | | | | | | |

* FY00 Federal Funds provided for information only. These funds are not part of the FY01-03 TIP.

| CCMPO ID# Project Location | Project Use Category | Total Cost (fed+state+local) | Fed. Funds Obligated Thru FY99 | FY00 Fed Funds* Phase | FY01-03 TIP Federal Funds | | | VTrans Number | Fed. Fund Source | % Funding Shares | | | Remarks |
|--|---|---------------------------------|--------------------------------------|-----------------------------|---------------------------|-------------------|---------------|------------------|------------------------|---------------------|----|-----|--|
| | | | | | FY01 Phase | FY02 Phase | FY03 Phase | | | Fed | St | Loc | |
| St. George/Williston | | | | | | | | | | | | | |
| HP035 VT Route 2A Resurfacing VT116 to I-89 | Function and Performance Preservation | Total PE ROW CON | \$951,000 | \$760,800 CON | | | | STP 9814()S | STP | 80 | 20 | 0 | |
| Funds to be obligated in FY00. Project to be remove from TIP. | | | | | | | | | | | | | |
| Transit | | | | | | | | | | | | | |
| TR042 Bolton Transit Service Bolton Valley Holiday Resort | Transit | Total PE ROW CON | \$180,000 | | | \$48,000 | \$48,000 | CMAQ | CMAQ | 80 | 0 | 20 | Bus service to Bolton Valley Holiday Resort. Match to be provided by Bolton Valley. |
| TR012 Burlington/Charlotte Passenger Rail | Transit | Total PE ROW CON | \$3,000,000 | \$800,000 | \$800,000 | \$800,000 | | | CMAQ | 80 | 20 | 0 | CMAQ operations funding has a 3 year limit. |
| TR015 Burlington/Essex Passenger Rail | Transit | Total PE ROW CON | \$8,711,160 | \$140,000 | \$2,504,000 PE | \$4,324,928 PE | | | FTA Sec. 5309 disc. | 80 | 20 | 0 | Corridor alternatives analysis. Obligation of PE funds contingent on CCMPO approval and selection of Locally Preferred Alternative and FTA approval. |
| TR007 CCTA Burlington Demonstration Project | Transit | Total PE ROW CON | \$1,125,000 | \$600,000 | \$300,000 | | | | CMAQ | 80 | 0 | 20 | |
| Funds to be obligated in FY00. Project to be remove from TIP. | | | | | | | | | | | | | |

* FY00 Federal Funds provided for information only. These funds are not part of the FY01-03 TIP.

| CCMPO ID# Project Location | Project Use Category | Total Cost (fed+state+local) | | Fed. Funds Obligated Thru FY99 | FY00 Fed Funds* Phase | FY01-03 TIP Federal Funds | | | VTrans Number | Fed. Fund Source | % Funding Shares Fed/St/Loc | | | Remarks |
|---|-------------------------|---------------------------------|-----------|--------------------------------------|-----------------------------|---------------------------|---------------|---------------|----------------------|------------------------|-----------------------------------|----|----|---|
| | | | | | | FY01 Phase | FY02 Phase | FY03 Phase | | | | | | |
| TR037 CCTA Bus Shelters and Benches | Transit | Total | \$130,000 | | | \$18,000 | \$112,000 | | STP EH00() | STP | 80 | 0 | 20 | Enhancement grant for bus shelters, benches and bike racks. |
| | | PE | \$22,000 | | | PE | PE/CON | | | | | | | |
| | | ROW | | | | | | | | | | | | |
| | | CON | \$108,000 | | | | | | | | | | | |
| TR025 CCTA Bus Stop Kiosks | Transit | Total | \$30,000 | | \$1,600 | \$22,400 | | | STP EH99() | STP | 80 | 0 | 20 | Enhancement grant for bus stop information kiosks in CCTA communities. |
| | | PE | | | PE | CON | | | | | | | | |
| | | ROW | | | | | | | | | | | | |
| | | CON | \$30,000 | | | | | | | | | | | |
| TR003 CCTA Capital - Federal | Transit | Total | | | \$520,000 | \$350,000 | \$665,000 | \$665,000 | Sec. 5307 capital | FTA Sec. 5307 | 80 | 0 | 20 | Facility build-out, storage bay expansion, farebox upgrades, misc. equipment. |
| | | PE | | | | | | | | | | | | |
| | | ROW | | | | | | | | | | | | |
| | | CON | | | | | | | | | | | | |
| TR026 CCTA Commuter Rail Feeder Bus Service Charlotte/Burlington | Transit | Total | | | | \$160,000 | \$300,000 | \$300,000 | CMAQ | CMAQ | 80 | 20 | 0 | Commuter rail feeder bus service - Charlotte/Burlington. |
| | | PE | | | | | | | | | | | | |
| | | ROW | | | | | | | | | | | | |
| | | CON | | | | | | | | | | | | |
| TR031 CCTA Lane Press/Kimball Ave. Job Access Service To RT 116 South of I- 89 and on Kimball Ave. | Transit | Total | \$100,000 | | \$82,500 | \$67,500 | \$67,500 | | | Access to Jobs | 50 | 50 | 0 | Fixed route to serve VT Route 116 south of I-89 and on Kimball Ave. |
| | | PE | | | | | | | | | | | | |
| | | ROW | | | | | | | | | | | | |
| | | CON | | | | | | | | | | | | |
| TR008 CCTA Marketing | Transit | Total | | | \$50,000 | \$50,000 | \$50,000 | \$50,000 | | CMAQ | 80 | 0 | 20 | Marketing transit services. |
| | | PE | | | | | | | | | | | | |
| | | ROW | | | | | | | | | | | | |
| | | CON | | | | | | | | | | | | |

* FY00 Federal Funds provided for information only. These funds are not part of the FY01-03 TIP.

| CCMPO ID# Project Location | Project Use Category | Total Cost (fed+state+local) | Fed. Funds Obligated Thru FY99 | FY00 Fed Funds* Phase | FY01-03 TIP Federal Funds | | | VTrans Number | Fed. Fund Source | % Funding Shares Fed/St/Loc | | | Remarks |
|---|-------------------------|---------------------------------|--------------------------------------|-----------------------------|---------------------------|---------------|---------------|--------------------------|------------------------|-----------------------------------|-----|----|---|
| | | | | | FY01 Phase | FY02 Phase | FY03 Phase | | | | | | |
| TR002 CCTA Operating - Federal | Transit | Total PE ROW CON | | \$352,000 | \$500,000 | \$500,000 | \$500,000 | Sec. 5307 operating | FTA Sec. 5307 | 50 | 0 | 50 | Federal formula portion only. |
| TR006 CCTA Operating - State | Transit | Total PE ROW CON | | | NO | FEDERAL | FUNDS | State operating | State funds only | 0 | 100 | 0 | State assistance only - no federal funds involved. \$1,050,000 per year for FY01, FY02 and FY03. |
| TR010 CCTA Rideshare Program | Transit | Total PE ROW CON | | \$180,000 | \$180,000 | \$180,000 | \$180,000 | | STP | 100 | 0 | 0 | VPTA contract with CCTA to operate regional program. 100% STP funds. |
| TR005 CCTA Rolling Stock - Buses | Transit | Total PE ROW CON | \$3,250,000 | \$800,000 | \$1,800,000 | | | | STP/Sec. 5309 disc. | 80 | 10 | 10 | FY01 funds to come from STP Transfer/5307. |
| TR004 CCTA Rolling Stock - Vans | Transit | Total PE ROW CON | \$157,500 | | | \$126,000 | \$126,000 | STP/Sec. 5307 | STP/Sec. 5307 | 80 | 10 | 10 | CCTA vans for ADA service. Replace 4 vans. |
| TR027 CCTA Rolling Stock - Vans Essex Town/Village | Transit | Total PE ROW CON | \$75,000 | | | | \$70,000 | STP/Sec. 5307 or 5310 | STP/5307 or 5310 | 80 | 10 | 10 | Replace 2 vans for Essex Town/Village. |

* FY00 Federal Funds provided for information only. These funds are not part of the FY01-03 TIP.

| CCMPO ID# Project Location | Project Use Category | Total Cost (fed+state+local) | | Fed. Funds Obligated Thru FY99 | FY00 Fed Funds* Phase | FY01-03 TIP Federal Funds | | | VTrans Number | Fed. Fund Source | % Funding Shares Fed/St/Loc | | | Remarks |
|--|-------------------------|---------------------------------|-----------|--------------------------------------|-----------------------------|---------------------------|---------------|---------------|------------------|------------------------|-----------------------------------|----|----|---|
| | | | | | | FY01 Phase | FY02 Phase | FY03 Phase | | | | | | |
| TR032 CCTA Shelburne Route Extension To Teddy Bear Factory and Wake Robin. | Transit | Total | \$102,000 | | \$89,500 | \$51,000 | | | | Access to Jobs | 50 | 50 | 0 | Fixed route extension of the South End/Shelburne route to Teddy Bear Factory and Wake Robin. |
| | | PE | | | | | | | | | | | | |
| | | ROW | | | | | | | | | | | | |
| | | CON | | | | | | | | | | | | |
| TR009 CCTA Systems Analysis | Transit | Total | | | | | \$500,000 | | | CMAQ | 80 | 0 | 20 | Implementation of System Analysis service recommendations. |
| | | PE | | | | | | | | | | | | |
| | | ROW | | | | | | | | | | | | |
| | | CON | | | | | | | | | | | | |
| TR030 CCTA Williston Job Access Service | Transit | Total | \$172,000 | | \$53,625 | \$86,000 | | | | Access to Jobs | 50 | 50 | 0 | Enhance the Williston Road Runner service. |
| | | PE | | | | | | | | | | | | |
| | | ROW | | | | | | | | | | | | |
| | | CON | | | | | | | | | | | | |
| TR040 Cherry Street Renovations | Transit | Total | | | | | | | Sec. 5307 | FTA Sec. 5307 | 80 | 0 | 20 | Renovate Cherry Street Passenger Waiting Area. |
| | | PE | | | | | | | | | | | | |
| | | ROW | | | | | | | | | | | | |
| | | CON | | | | | | | | | | | | |
| TR029 Good News Garage - Vehicle Lease Program | Transit | Total | \$108,746 | | \$55,388 | \$54,373 | | | | Access to Jobs | 50 | 50 | 0 | Establish and administer a high occupancy vehicle lease program for car- pooling for low income workers |
| | | PE | | | | | | | | | | | | |
| | | ROW | | | | | | | | | | | | |
| | | CON | | | | | | | | | | | | |
| TR041 Parking Shuttle Colchester to Burlington | Transit | Total | | | | | \$100,000 | \$100,000 | | CMAQ | 80 | 0 | 20 | Bus service from Colchester park and ride lot on Hineburg Drive to Burlington. |
| | | PE | | | | | | | | | | | | |
| | | ROW | | | | | | | | | | | | |
| | | CON | | | | | | | | | | | | |

* FY00 Federal Funds provided for information only. These funds are not part of the FY01-03 TIP.

| CCMPO ID# Project Location | Project Use Category | Total Cost (fed+state+local) | | Fed. Funds Obligated Thru FY99 | FY00 Fed Funds* Phase | FY01-03 TIP Federal Funds | | | VTrans Number | Fed. Fund Source | % Funding Shares Fed/St/Loc | | | Remarks |
|--|-------------------------|---------------------------------|-----------|--------------------------------------|-----------------------------|---------------------------|---------------|---------------|------------------|------------------------|-----------------------------------|----|----|---|
| | | | | | | FY01 Phase | FY02 Phase | FY03 Phase | | | | | | |
| TR018 SSTA Champlain Senior Center | Transit | Total | | | \$28,000 | \$28,000 | \$28,000 | \$28,000 | Sec. 5310 | FTA Sec. 5310 | 80 | 0 | 20 | Provision of service by SSTA for service in Burlington and South Burlington. |
| | | PE | | | | | | | | | | | | |
| | | ROW | | | | | | | | | | | | |
| | | CON | | | | | | | | | | | | |
| TR020 SSTA Champlain Valley Agency on Aging | Transit | Total | | | \$20,000 | \$48,000 | \$48,000 | \$48,000 | Sec. 5310 | FTA Sec. 5310 | 80 | 0 | 20 | Provision of service by SSTA. |
| | | PE | | | | | | | | | | | | |
| | | ROW | | | | | | | | | | | | |
| | | CON | | | | | | | | | | | | |
| TR017 SSTA Champlain Voc. Services | Transit | Total | | | \$60,000 | \$65,318 | \$65,500 | \$65,500 | Sec. 5310 | FTA Sec. 5310 | 80 | 0 | 20 | Provision of paratransit service by SSTA. |
| | | PE | | | | | | | | | | | | |
| | | ROW | | | | | | | | | | | | |
| | | CON | | | | | | | | | | | | |
| TR021 SSTA Colchester/ Richmond/ Williston | Transit | Total | | | \$37,000 | \$35,200 | \$35,200 | \$35,200 | Sec. 5310 | FTA Sec. 5310 | 80 | 0 | 20 | Provision of service by SSTA for services to Colchester, Williston and Richmond. |
| | | PE | | | | | | | | | | | | |
| | | ROW | | | | | | | | | | | | |
| | | CON | | | | | | | | | | | | |
| TR039 SSTA Howard Center - Crisis services | Transit | Total | \$6,250 | | | \$5,000 | | | | FTA Sec. 5310 | 80 | 0 | 20 | Provide out-of-area crisis transportatin services to clients. |
| | | PE | | | | | | | | | | | | |
| | | ROW | | | | | | | | | | | | |
| | | CON | | | | | | | | | | | | |
| Amended: FY01-05 Date: 9/1/00 | | | | | | | | | | | | | | |
| TR036 SSTA New Facility | Transit | Total | \$495,000 | | \$320,000 | \$76,000 | | | Sec. 5310 | FTA Sec. 5310 | 80 | 10 | 10 | Renovations to new SSTA Facility. |
| | | PE | | | | CON | | | | | | | | |
| | | ROW | | | | | | | | | | | | |
| | | CON | | | | | | | | | | | | |

* FY00 Federal Funds provided for information only. These funds are not part of the FY01-03 TIP.

| CCMPO ID# Project Location | Project Use Category | Total Cost (fed+state+local) | | Fed. Funds Obligated Thru FY99 | FY00 Fed Funds* Phase | FY01-03 TIP Federal Funds | | | VTrans Number | Fed. Fund Source | % Funding Shares Fed/St/Loc | | | Remarks |
|--|-------------------------|---------------------------------|-----------|--------------------------------------|-----------------------------|---------------------------|---------------|---------------|------------------|------------------------|-----------------------------------|----|----|---------------------------------------|
| | | | | | | FY01 Phase | FY02 Phase | FY03 Phase | | | | | | |
| TR034 SSTA Services for Committee on Temporary Shelter | Transit | Total | \$10,000 | | \$6,000 | \$8,000 | | | Sec. 5310 | FTA Sec. 5310 | 80 | 0 | 20 | Provision of service by SSTA. |
| | | PE | | | | | | | | | | | | |
| | | ROW | | | | | | | | | | | | |
| | | CON | | | | | | | | | | | | |
| TR035 SSTA Services for Fletcher Allen Health Care | Transit | Total | \$105,500 | | \$84,400 | | | | Sec. 5310 | FTA Sec. 5310 | 80 | 0 | 20 | |
| | | PE | | | | | | | | | | | | |
| | | ROW | | | | | | | | | | | | |
| | | CON | | | | | | | | | | | | |
| Funds to be obligated in FY00. Project to be remove from TIP. | | | | | | | | | | | | | | |
| TR033 SSTA Shopping Service Downtown Burlington | Transit | Total | \$70,200 | | \$56,160 | | | | Sec. 5310 | FTA Sec. 5310 | 80 | 0 | 20 | |
| | | PE | | | | | | | | | | | | |
| | | ROW | | | | | | | | | | | | |
| | | CON | | | | | | | | | | | | |
| Funds to be obligated in FY00. Project to be remove from TIP. | | | | | | | | | | | | | | |
| TR023 SSTA South Burlington Demonstration Project | Transit | Total | | | \$15,000 | \$8,000 | \$12,000 | \$12,000 | | Sec. 5310 | 80 | 0 | 20 | Sunday service to senior citizens. |
| | | PE | | | | | | | | | | | | |
| | | ROW | | | | | | | | | | | | |
| | | CON | | | | | | | | | | | | |
| TR016 SSTA Van Replacement | Transit | Total | | | \$152,000 | \$171,200 | \$152,000 | \$152,000 | Sec. 5310 | FTA Sec. 5310 | 80 | 10 | 10 | Replace vans for 5310 services. |
| | | PE | | | | | | | | | | | | |
| | | ROW | | | | | | | | | | | | |
| | | CON | | | | | | | | | | | | |
| TR019 SSTA Visiting Nurses Association | Transit | Total | | | \$65,000 | \$64,368 | \$65,000 | \$65,000 | Sec. 5310 | FTA Sec. 5310 | 80 | 0 | 20 | Provision of service by SSTA. |
| | | PE | | | | | | | | | | | | |
| | | ROW | | | | | | | | | | | | |
| | | CON | | | | | | | | | | | | |

* FY00 Federal Funds provided for information only. These funds are not part of the FY01-03 TIP.

| CCMPO ID# Project Location | Project Use Category | Total Cost (fed+state+local) | | Fed. Funds Obligated Thru FY99 | FY00 Fed Funds* Phase | FY01-03 TIP Federal Funds | | | VTrans Number | Fed. Fund Source | % Funding Shares Fed/St/Loc | | | Remarks |
|----------------------------------|-------------------------|---------------------------------|----------|--------------------------------------|-----------------------------|---------------------------|---------------|---------------|------------------|------------------------|-----------------------------------|---|----|--|
| | | | | | | FY01 Phase | FY02 Phase | FY03 Phase | | | | | | |
| TR038 SSTA Westview House | Transit | Total | \$11,200 | | | \$8,690 | | | | FTA Sec. 5310 | 80 | 0 | 20 | Provision of transportation services to clients of Westview House. |
| | | PE | | | | | | | | | | | | |
| | | ROW | | | | | | | | | | | | |
| | | CON | | | | | | | | | | | | |

Underhill

| | | | | | | | | | | | | | | |
|---------------------------------|------------------------|-------|-----------|-----------|--|-----------|--|--|-------------|----|----|----|----|-----------------------|
| BR012 River Road Bridge | Bridge Preservation | Total | \$702,500 | \$105,572 | | \$414,000 | | | BRS 0233(2) | BR | 80 | 10 | 10 | Final plans underway. |
| | | PE | \$170,000 | | | CON | | | | | | | | |
| BR9 on TH1 over Browns River | | ROW | \$15,000 | | | | | | | | | | | |
| | | CON | \$517,500 | | | | | | | | | | | |

Westford

| | | | | | | | | | | | | | | |
|--|---------------------|-------|----------|--|----------|--|--|--|-------------|-----|----|---|----|--|
| BP016 Westford Bridge and Abutment Rehabilitation | Bike/ Pedestrian | Total | \$75,000 | | \$60,000 | | | | STP EH99() | STP | 80 | 0 | 20 | |
| | | PE | | | CON | | | | | | | | | |
| Browns River Bridge on Cambridge Road. | | ROW | | | | | | | | | | | | |
| | | CON | \$75,000 | | | | | | | | | | | |
| Funds to be obligated in FY00. Project to be remove from TIP. | | | | | | | | | | | | | | |

Williston

| | | | | | | | | | | | | | | |
|---------------------------------------|-----------------------|-------|-------------|--|--|-------------|-------------|--|-------------|-----|----|----|---|--|
| HC004 I-89 Exit 12 Improvements | Capacity Expansion | Total | \$3,014,000 | | | | | | NH 089-2() | NHS | 90 | 10 | 0 | Temporary signal, lane and ramp improvements added in FY95, project on hold. |
| I-89 at VT2A | | PE | \$50,000 | | | | | | | | | | | |
| | | ROW | | | | | | | | | | | | |
| | | CON | \$2,964,000 | | | | | | | | | | | |
| HP018 I-89 Rest Area | Other | Total | \$6,935,000 | | | \$3,892,000 | \$2,250,000 | | IM BLDG(4) | IM | 90 | 10 | 0 | CON amount \$6,142,000 (fed). VTrans will use Advance Construction Funding. |
| | | PE | | | | CON | CON | | | | | | | |
| I-89 Rest Areas, Williston | | ROW | \$110,000 | | | | | | | | | | | |
| Amended: FY01-06 Date: 9/1/00 | | CON | \$6,825,000 | | | | | | | | | | | |

* FY00 Federal Funds provided for information only. These funds are not part of the FY01-03 TIP.

| CCMPO ID# Project Location | Project Use Category | Total Cost (fed+state+local) | | Fed. Funds Obligated Thru FY99 | FY00 Fed Funds* Phase | FY01-03 TIP Federal Funds | | | VTrans Number | Fed. Fund Source | % Funding Shares Fed/St/Loc | | | Remarks |
|--|---|---------------------------------|-------------|--------------------------------------|-----------------------------|---------------------------|--------------------|---------------|--------------------|------------------------|-----------------------------------|----|----|--|
| | | | | | | FY01 Phase | FY02 Phase | FY03 Phase | | | | | | |
| HP025B Taft Corners Improvements US2/VT2A | Function and Performance Preservation | Total | \$570,000 | | \$570,000 PE/CON | | | | NHG 5500(10)S/2 | NHS | 100 | 0 | 0 | |
| | | PE | \$7,000 | | | | | | | | | | | |
| | | ROW | | | | | | | | | | | | |
| | | CON | \$563,000 | | | | | | | | | | | |
| Funds to be obligated in FY00. Project to be remove from TIP. | | | | | | | | | | | | | | |
| HP010 US 2/Industrial Avenue Intersection | Function and Performance Preservation | Total | \$1,720,300 | \$242,384 | \$52,000 ROW | | \$1,069,800 CON | | STP M 5500(7)S | STP | 80 | 20 | 0 | Reconstruction of intersection and resurfacing of US2 from S. Burl. line easterly 1.5 miles. Semi-final Plans underway. |
| | | PE | \$300,000 | | | | | | | | | | | |
| | | ROW | \$83,100 | | | | | | | | | | | |
| | | CON | \$1,337,200 | | | | | | | | | | | |
| BP023 VT Route 2A Multi- Use Path Sharon Drive to River Cove Road <i>Amended: FY01-10 Date: 9/20/00</i> | Bike/ Pedestrian | Total | \$272,500 | | | \$218,000 PE/CON | | | | | 80 | 10 | 10 | FY01 - \$16,000 PE , \$202,000 CON. |
| | | PE | \$20,000 | | | | | | | | | | | |
| | | ROW | | | | | | | | | | | | |
| | | CON | \$250,500 | | | | | | | | | | | |
| IN004 Williston Park and Ride | Intermodal | Total | \$440,000 | | | \$150,000 ROW | \$290,000 CON | | CMG PARK() | CMAQ | 100 | 0 | 0 | Construct replacement park and ride lot near I-89 Exit 12. PE part of statewide project. |
| | | PE | | | | | | | | | | | | |
| | | ROW | \$150,000 | | | | | | | | | | | |
| | | CON | \$290,000 | | | | | | | | | | | |
| Williston/Essex/Colc. | | | | | | | | | | | | | | |
| HC003A Circumferential Highway | Capacity Expansion | Total | \$950,000 | | \$950,000 PE | | | | NH 033-1() | NHS | 100 | 0 | 0 | PE and ROW. |
| | | PE | \$950,000 | | | | | | | | | | | |
| | | ROW | | | | | | | | | | | | |
| | | CON | | | | | | | | | | | | |

* FY00 Federal Funds provided for information only. These funds are not part of the FY01-03 TIP.

| CCMPO ID# Project Location | Project Use Category | Total Cost (fed+state+local) | Fed. Funds Obligated Thru FY99 | FY00 Fed Funds* Phase | FY01-03 TIP Federal Funds | | | VTrans Number | Fed. Fund Source | % Funding Shares Fed/St/Loc | | | Remarks |
|--|---|--|--------------------------------------|-----------------------------|---------------------------|--------------------|--------------------|---------------------|------------------------|-----------------------------------|----|----|--|
| | | | | | FY01 Phase | FY02 Phase | FY03 Phase | | | | | | |
| HC003B Circumferential Highway I-89, Williston to Essex | Capacity Expansion | Total \$31,800,000 PE ROW CON \$31,800,000 | | | \$1,740,000 CON | \$6,960,000 CON | \$9,820,000 CON | NH 033-1() | NHS | 80 | 20 | 0 | Segment A - FY01- \$1,740,000, FY02- \$6,960,000, FY03- \$2,900,000. Segment B - FY03-\$6,920,000, FY04- \$6,920,000. VTrans will use Advance Construction funding. |
| HC003C Circumferential Highway - I-89 Interchange I-89/VT 289 Interchange | Capacity Expansion | Total \$8,500,000 PE ROW CON \$8,500,000 | | | \$1,147,500 CON | \$4,590,000 CON | \$1,912,000 CON | NH IR 089- 2(12) | NHS | 90 | 10 | 0 | CON cost \$7,649,500 (fed). VTrans will use Advance Construction funding. |
| Winooski | | | | | | | | | | | | | |
| HP042 Resurface US7 Burl. line north 0.241 mile | Function and Performance Preservation | Total \$1,000,000 PE ROW CON \$1,000,000 | | \$800,000 CON | | | | STP 2131() | STP | 80 | 20 | 0 | |
| Funds to be obligated in FY00. Project to be remove from TIP. | | | | | | | | | | | | | |
| BP005 Winooski Pedestrian Facilities | Bike/ Pedestrian | Total \$410,000 PE \$135,000 ROW \$25,000 CON \$250,000 | \$108,000 | | \$200,000 CON | | | STP 5100(9)S | STP | 80 | 10 | 10 | |
| <i>Amended: FY01-09 Date: 9/20/00</i> | | | | | | | | | | | | | |
| BP006 Winooski Riverwalk Champlain Mill | Bike/ Pedestrian | Total \$351,000 PE \$1,000 ROW CON \$350,000 | | | \$280,000 CON | | | STP EH96(22) | STP | 80 | 0 | 20 | Enhancement to construct a pedestrian walkway attached to the Champlain Mill. |
| <i>Amended: FY01-07 Date: 9/20/00</i> | | | | | | | | | | | | | |

* FY00 Federal Funds provided for information only. These funds are not part of the FY01-03 TIP.

| CCMPO ID# Project Location | Project Use Category | Total Cost (fed+state+local) | Fed. Funds Obligated Thru FY99 | FY00 Fed Funds* Phase | FY01-03 TIP Federal Funds | | | VTrans Number | Fed. Fund Source | % Funding Shares Fed/St/Loc | Remarks |
|--|-------------------------|---|--------------------------------------|-----------------------------|---------------------------|---------------|---------------|------------------|------------------------|-----------------------------------|--|
| | | | | | FY01 Phase | FY02 Phase | FY03 Phase | | | | |
| BP021 Winooski Riverwalk Extension | Bike/ Pedestrian | Total \$1,440,000 PE \$240,000 ROW CON \$1,200,000 | \$192,000 | | \$960,000 CON | | | STP 5100(10)S | STP | 80 10 10 | Construction of a pedestrian walkway along the Winooski River west of the Champlain Mill. |
| Amended: FY01-08 Date: 9/20/00 | | | | | | | | | | | |

* FY00 Federal Funds provided for information only. These funds are not part of the FY01-03 TIP.



Section 3: Summary of Financial Statistics



FY2001-2003 TIP Funding

Uses

| | FY01 | FY02 | FY03 |
|---------------------------------------|---------------------|---------------------|---------------------|
| Function and Performance Preservation | \$6,993,750 | \$7,361,520 | \$7,187,400 |
| Capacity | \$9,737,750 | \$26,030,200 | \$15,732,350 |
| Bridge Preservation | \$5,966,640 | \$8,866,420 | \$5,426,000 |
| Bike/Pedestrian | \$2,549,760 | \$570,000 | \$1,670,000 |
| Transit | \$8,825,937 | \$3,554,200 | \$2,144,700 |
| Intermodal | \$2,065,160 | \$4,242,500 | \$300,000 |
| Aviation | \$2,678,400 | \$3,105,000 | \$2,180,000 |
| Other | \$6,122,000 | \$2,430,000 | \$1,800,000 |
| Total | \$44,939,397 | \$56,159,840 | \$36,440,450 |

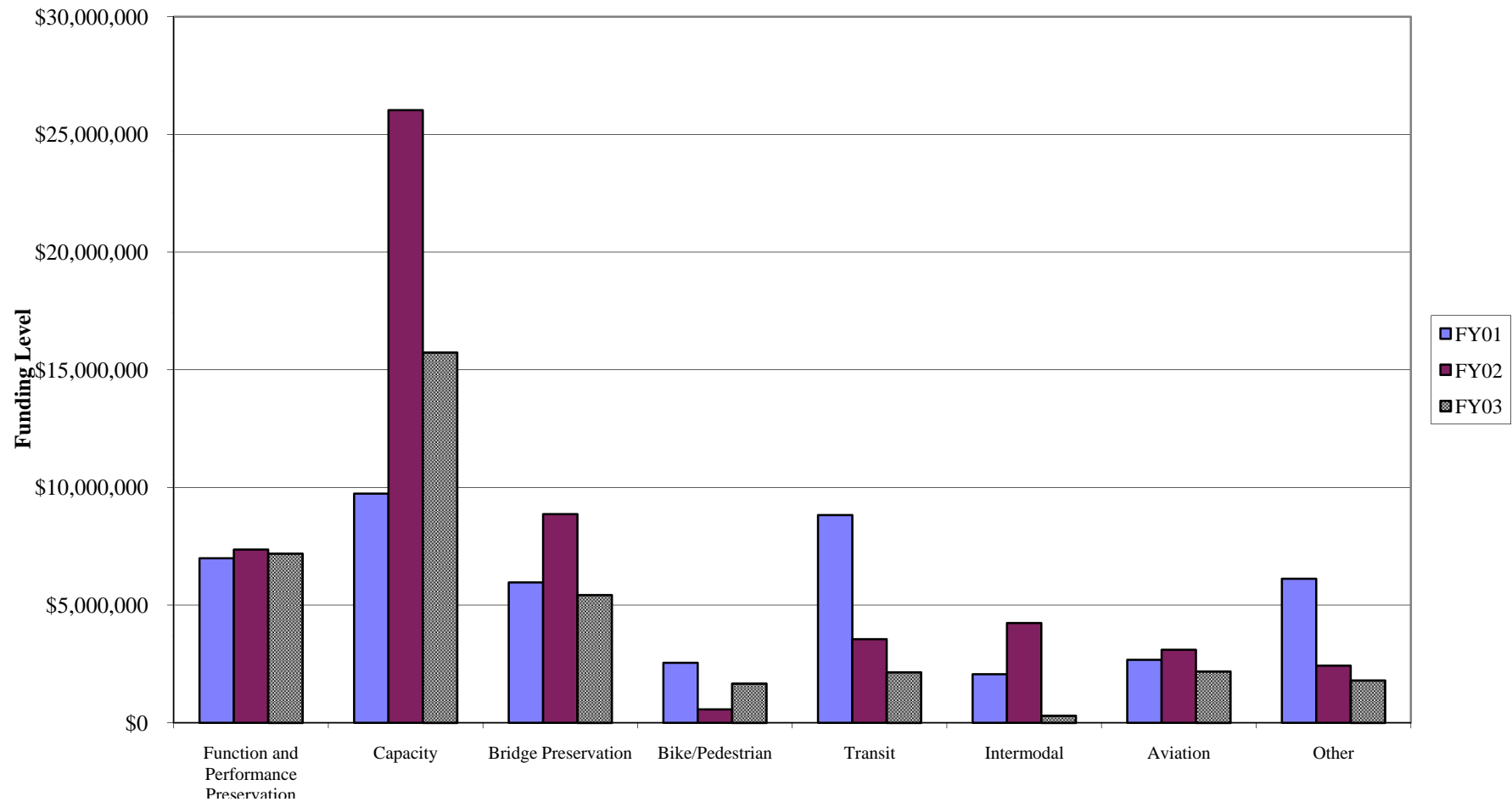
Sources

| | FY01 | | FY02 | | FY03 | |
|--|---------------------|---------------------|---------------------|---------------------|---------------------|--------------------|
| | Constrained | Non-constrained | Constrained | Non-constrained | Constrained | Non-constrained |
| Interstate Maintenance (IM) | | \$7,416,521 | | \$7,406,333 | | \$5,651,333 |
| Surface Transportation Program (STP) | \$11,075,243 | | \$4,562,853 | | \$3,941,733 | |
| National Highway System (NHS) | \$10,965,083 | | \$30,017,533 | | \$22,314,683 | |
| Congestion Mitigation, Air Quality (CMAQ) | \$1,360,000 | | \$2,088,000 | | \$498,000 | |
| Bridge | \$2,947,452 | | \$3,540,420 | | \$100,000 | |
| Federal Transit Administration | | \$8,410,697 | | \$5,353,700 | | \$1,668,700 |
| Airport Improvement Program (AIP) | | \$2,678,400 | | \$3,105,000 | | \$2,180,000 |
| Regional Recreational Trails | | \$70,000 | | \$70,000 | | \$70,000 |
| Local Transportation Assistance Program (LTAP) | | \$16,000 | | \$16,000 | | \$16,000 |
| TOTAL | \$26,347,779 | \$18,591,618 | \$40,208,807 | \$15,951,033 | \$26,854,417 | \$9,586,033 |

Note: Certain projects included in the categories Function and Performance Preservation, Bridge Preservation and Capacity include bike/pedestrian facilities not included in the Bike/Pedestrian category.



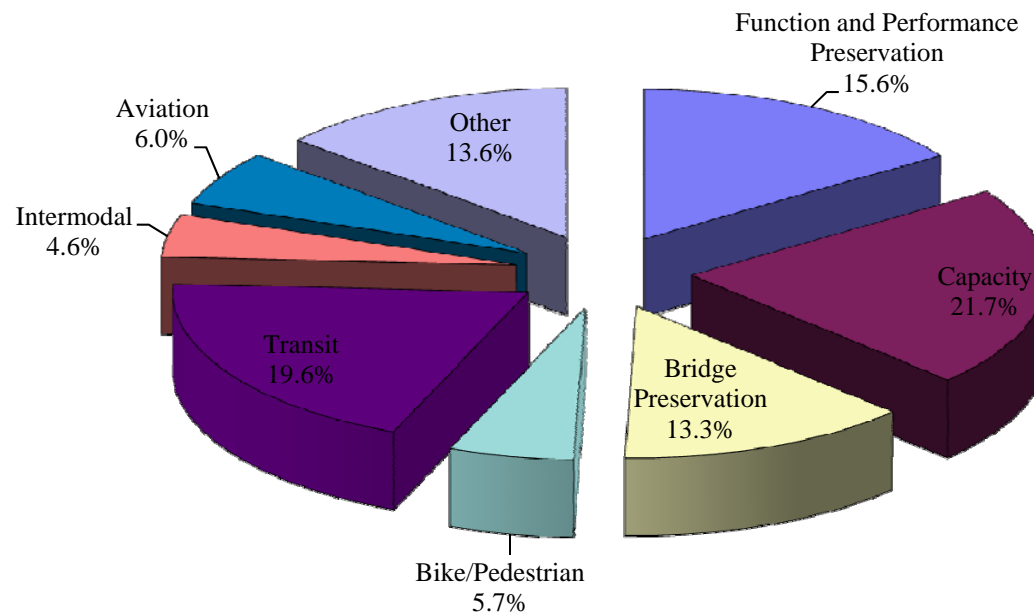
CCMPO FY2001-2003 TIP: Funding Uses by Year



Note: Certain projects included in the categories Function and Performance Preservation, Bridge Preservation and Capacity include bike/pedestrian facilities not included in the Bike/Pedestrian category.



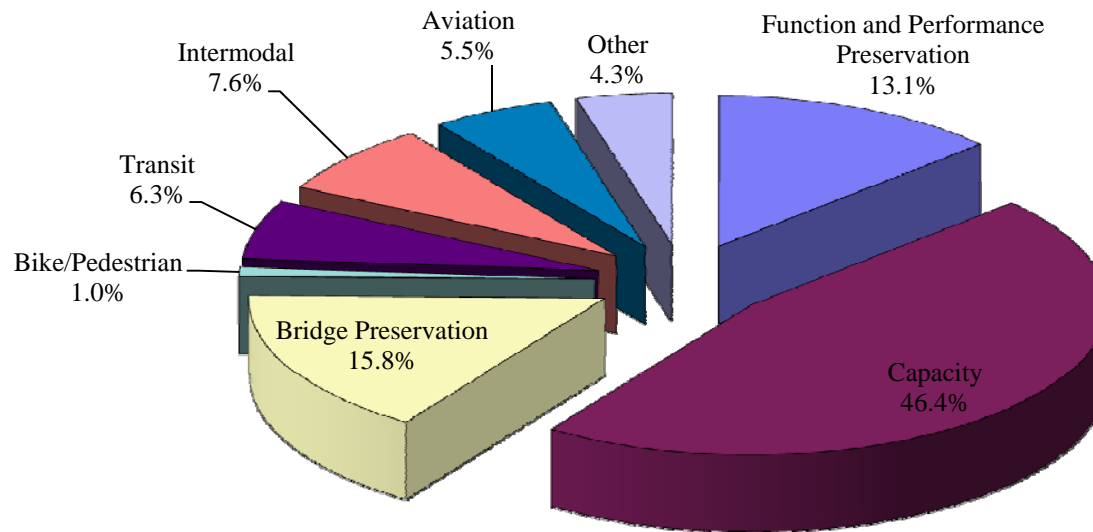
**CCMPO FY2001-2003 TIP:
Funding Uses for FY01 Element**



Note: Certain projects included in the categories Function and Performance Preservation, Bridge Preservation and Capacity include bike/pedestrian facilities not included in the Bike/Pedestrian category.



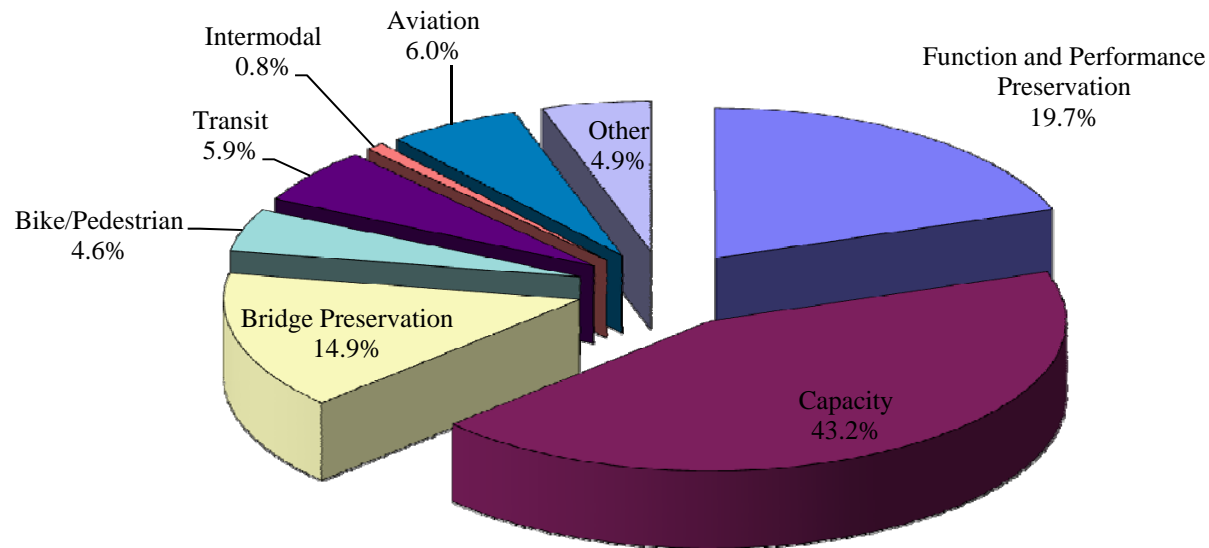
**CCMPO FY2001-2003 TIP:
Funding Uses for FY02 Element**



Note: Certain projects included in the categories Function and Performance Preservation, Bridge Preservation and Capacity include bike/pedestrian facilities not included in the Bike/Pedestrian category



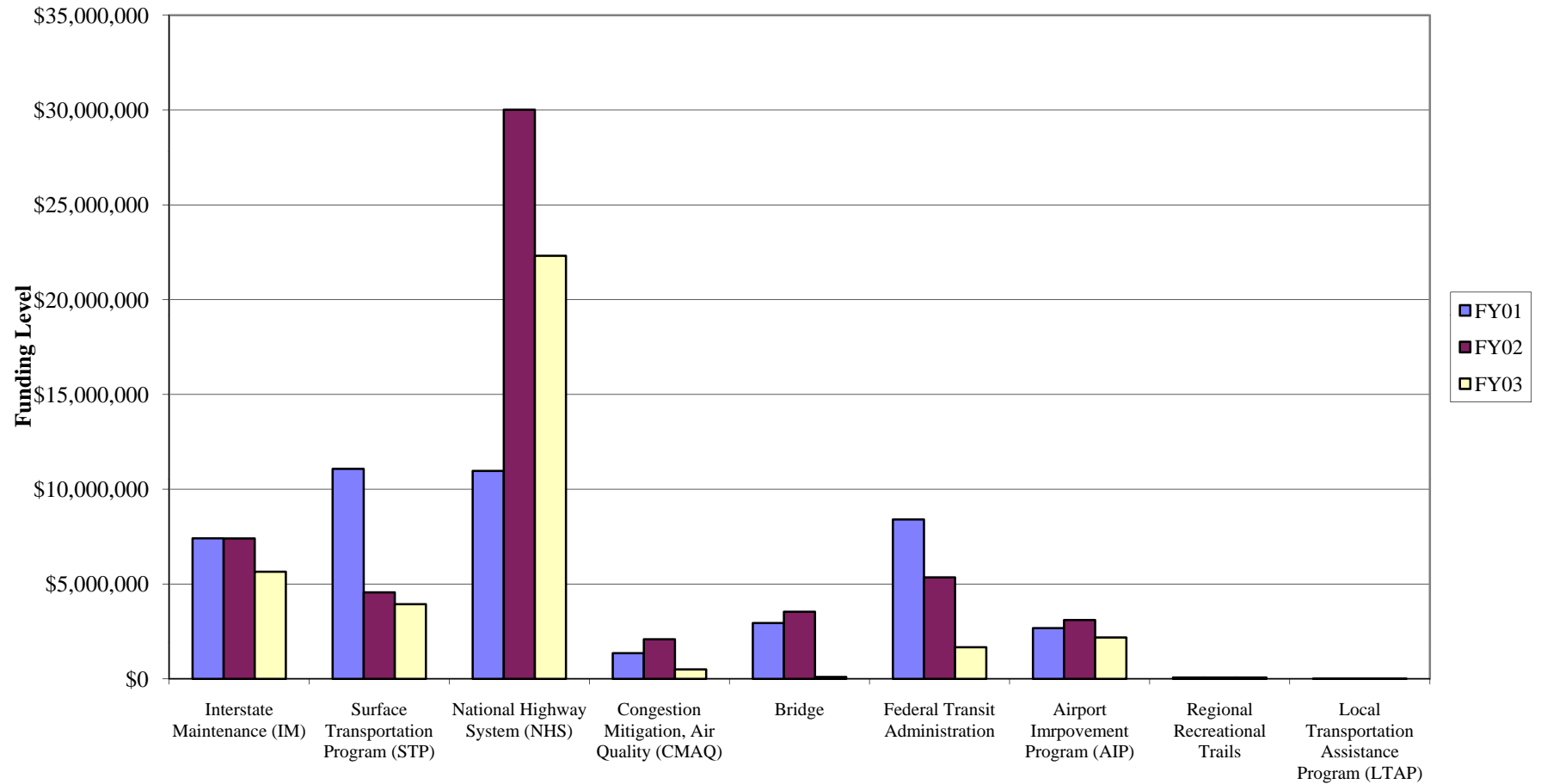
**CCMPO FY2001-2003 TIP:
Funding Uses for FY03 Element**



Note: Certain projects included in the categories Function and Performance Preservation, Bridge Preservation and Capacity include bike/pedestrian facilities not included in the Bike/Pedestrian category.



CCMPO FY2001-2003 TIP: Funding Sources by Year





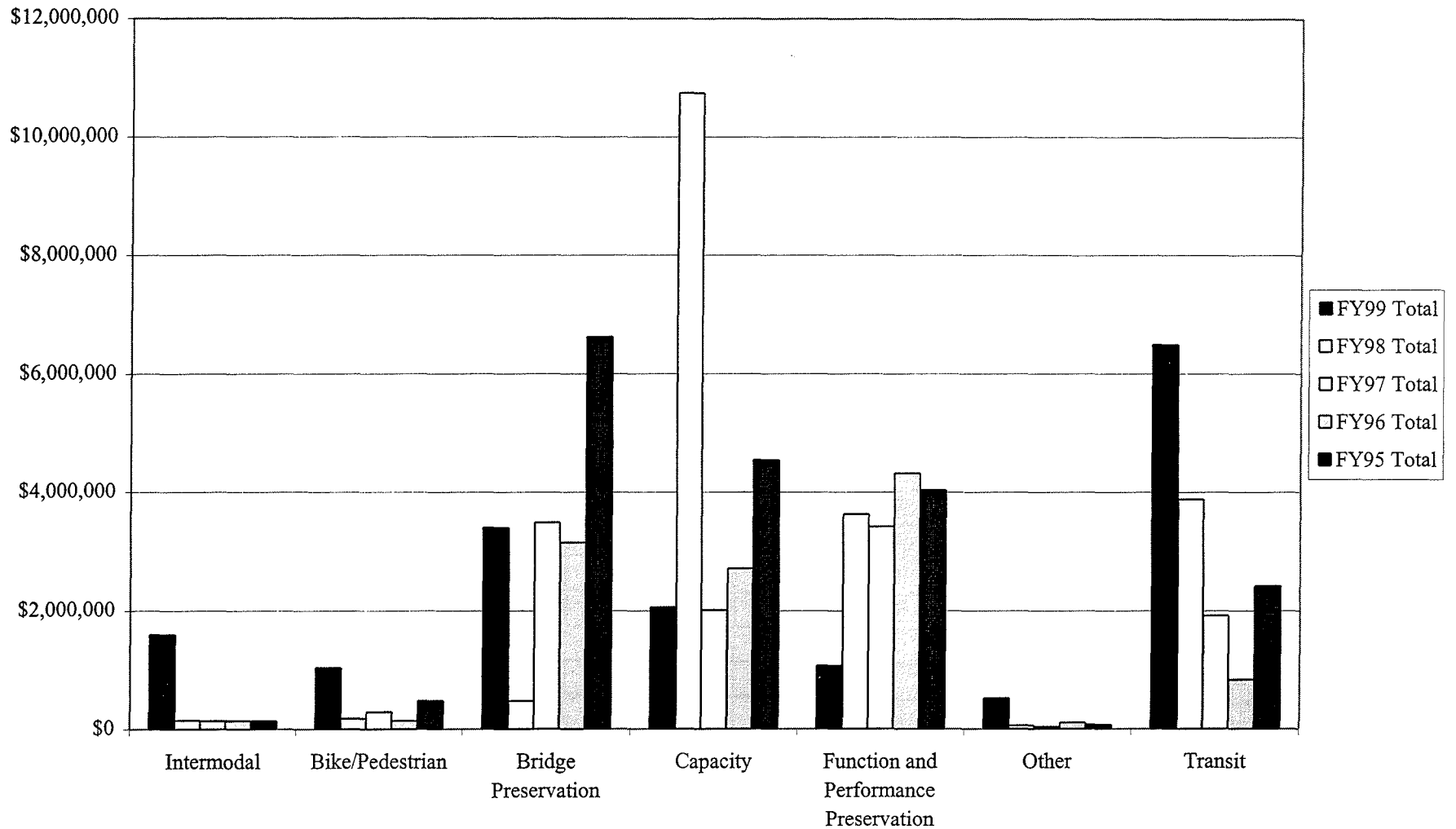
FY1995-1999 Federal Funds Actually Obligated In Chittenden County

| <i>Uses</i> | FY99 Total | FY98 Total | FY97 Total | FY96 Total | FY95 Total |
|---------------------------------------|---------------------|---------------------|---------------------|---------------------|---------------------|
| Intermodal | \$1,599,000 | \$152,000 | \$140,000 | \$140,000 | \$140,000 |
| Bike/Pedestrian | \$1,036,000 | \$180,000 | \$290,000 | \$140,000 | \$480,000 |
| Bridge Preservation | \$3,401,000 | \$476,000 | \$3,491,000 | \$3,152,000 | \$6,620,000 |
| Capacity | \$2,062,000 | \$10,747,000 | \$2,011,000 | \$2,711,000 | \$4,550,000 |
| Function and Performance Preservation | \$1,070,000 | \$3,631,000 | \$3,421,000 | \$4,322,000 | \$4,040,000 |
| Other | \$522,000 | \$59,000 | \$36,000 | \$104,000 | \$73,000 |
| Transit | \$6,490,000 | \$3,880,000 | \$1,919,000 | \$836,000 | \$2,420,000 |
| Total | \$16,180,000 | \$19,125,000 | \$11,308,000 | \$11,405,000 | \$18,323,000 |

Note: Certain projects included in the categories Function and Performance Preservation, Bridge Preservation and Capacity include bike/pedestrian facilities not included in the Bike/Pedestrian category.



**Federal Transportation Funds Actually Obligated in Chittenden County
FY1995-1999
Funding Uses by Year**



* Transit spending includes the following: FY99 - four new buses; FY98 - seven new buses, construction of new facility; FY97 - earthwork and foundation for new facility.



Section 4: Projects with Final Obligation in FY00

| Project | Mode | Project Type | Total Project Costs (federal + state + local funds) | | | |
|--|----------|-----------------------------|--|-----------|-----------|-------------|
| | | | Total Cost | PE | ROW | CON |
| Burlington | | | | | | |
| OT003A | | | | | | |
| North Street Revitalization - 1998 Enhancement | Other | Maintenance or Preservation | \$115,069 | \$115,069 | | |
| North Ave to N. Willard Street | | | | | | |
| OT003B | | | | | | |
| North Street Revitalization - 1999 Enhancement | Other | Maintenance or Preservation | \$389,000 | | | \$389,000 |
| North Ave to N. Willard Street | | | | | | |
| HP034 | | | | | | |
| US 7/Alt 7 Repaving | Highway | Maintenance or Preservation | \$264,000 | | | \$264,000 |
| So. Union to Main, St. Paul to So. Winooski | | | | | | |
| BP019 | | | | | | |
| Waterfront Bike Path Relocation | Bike/Ped | Alternative Transportation | \$124,000 | \$26,000 | | \$70,000 |
| College Street to King Street | | | | | | |
| Charlotte | | | | | | |
| OT009 | | | | | | |
| Charlotte Berry Farm Scenic Easement | Other | Other | \$580,000 | | | |
| BP017 | | | | | | |
| Charlotte Recreational Trail | Bike/Ped | Alternative Transportation | \$187,500 | \$50,000 | \$137,500 | |
| RR Station to Mt. Philo State Park | | | | | | |
| Colchester | | | | | | |
| BP018 | | | | | | |
| Blakely Road Bridge | Bike/Ped | Alternative Transportation | \$62,000 | \$5,000 | | \$57,000 |
| Pedestrian Overpass - Approach I-89 Overpass at Blakely Rd | | | | | | |
| BP013 | | | | | | |
| Colchester Bike Path | Bike/Ped | Alternative Transportation | \$1,838,500 | \$180,000 | \$108,000 | \$1,550,500 |
| Bayside Park to Hollow Creek Drive | | | | | | |
| Wednesday, August 9, 2000 | | | | | | |
| Section 4 : Page 1 of 4 | | | | | | |

| Project | Mode | Project Type | Total Project Costs (federal + state + local funds) | | | |
|--|----------|-----------------------------|--|-----------|----------|-------------|
| | | | Total Cost | PE | ROW | CON |
| Colchester/Milton | | | | | | |
| HP040 | | | | | | |
| Resurface US Route 2 | Highway | Maintenance or Preservation | \$1,330,000 | | | \$1,330,000 |
| From So. Hero Line to US7 | | | | | | |
| Essex | | | | | | |
| HP006 | | | | | | |
| Kellogg Road Reconstruction | Highway | Maintenance or Preservation | \$1,491,754 | \$110,000 | \$80,000 | \$1,301,754 |
| Susie Wilson Rd to Colchester Line | | | | | | |
| Hinesburg | | | | | | |
| OT008 | | | | | | |
| Route 116 Traffic Calming | Highway | Maintenance or Preservation | \$50,000 | \$10,000 | | \$40,000 |
| Route 116 at the Elementary School | | | | | | |
| Huntington | | | | | | |
| BR005A | | | | | | |
| Audubon Bridge | Highway | Maintenance or Preservation | \$977,500 | \$90,000 | \$5,000 | \$882,500 |
| BR13 on TH1 over Huntington River | | | | | | |
| BR007 | | | | | | |
| Bridge Street Bridge | Highway | Maintenance or Preservation | \$526,000 | \$60,000 | \$10,000 | \$456,000 |
| BR11on TH3 over Huntington River | | | | | | |
| Milton | | | | | | |
| HP036 | | | | | | |
| I-89 Bridges over the Lamoille River | Highway | Maintenance or Preservation | \$671,000 | \$40,000 | | \$631,000 |
| BR019 | | | | | | |
| West Milton Truss Bridge | Bike/Ped | Maintenance or Preservation | \$270,000 | \$50,000 | | \$220,000 |
| BR18 over Lamoille River | | | | | | |
| Richmond | | | | | | |
| HP021 | | | | | | |
| US Route 2 Ledge Removal | Highway | Maintenance or Preservation | \$1,371,000 | \$125,000 | \$50,000 | \$1,196,000 |
| US2/TH3/TH14 Intersection to Bolton Line | | | | | | |
| Wednesday, August 9, 2000 | | | Section 4 : Page 2 of 4 | | | |

| Project | Mode | Project Type | Total Project Costs (federal + state + local funds) | | | |
|--|----------|-----------------------------|--|-----------|---------|-------------|
| | | | Total Cost | PE | ROW | CON |
| Shelburne | | | | | | |
| BP015 Shelburne Sidewalks and Crosswalks US7 and Falls Road | Bike/Ped | Alternative Transportation | \$105,000 | \$10,500 | | \$94,500 |
| BR002 US 7 LaPlatte River Bridge BR144 over LaPlatte River | Highway | Maintenance or Preservation | \$4,376,773 | | | \$4,376,773 |
| South Burlington | | | | | | |
| HP038 Resurface US2 Burlington City Line easterly 0.17 miles | Highway | Maintenance or Preservation | \$250,000 | | | \$250,000 |
| BP012 Spear Street Bike Path Shelburne Rd to UVM Gutterson Fieldhouse | Bike/Ped | Alternative Transportation | \$1,937,500 | \$132,500 | \$5,000 | \$1,800,000 |
| BP011 US2 Bike Path US2 Bridge over I-89 | Bike/Ped | Alternative Transportation | \$338,700 | \$60,000 | | \$278,700 |
| HP032 US2 Bridge over I-89 | Highway | Maintenance or Preservation | \$3,817,500 | \$32,000 | | \$3,785,500 |
| St. George/Williston | | | | | | |
| HP035 VT Route 2A Resurfacing VT116 to I-89 | Highway | Maintenance or Preservation | \$951,000 | | | \$951,000 |
| Westford | | | | | | |
| BP016 Westford Bridge and Abutment Rehabilitation Browns River Bridge on Cambridge Road. | Bike/Ped | Enhancement | \$75,000 | | | \$75,000 |
| Wednesday, August 9, 2000 | | | Section 4 : Page 3 of 4 | | | |

| Project | Mode | Project Type | Total Project Costs (federal + state + local funds) | | | |
|------------------------------|----------|-----------------------------|--|---------|-----|-------------|
| | | | Total Cost | PE | ROW | CON |
| Williston | | | | | | |
| HP025B | | | | | | |
| Taft Corners Improvements | Highway | Maintenance or Preservation | \$570,000 | \$7,000 | | \$563,000 |
| US2/VT2A | | | | | | |
| Winooski | | | | | | |
| HP042 | | | | | | |
| Resurface US7 | Highway | Maintenance or Preservation | \$1,000,000 | | | \$1,000,000 |
| Burl. line north 0.241 mile | | | | | | |
| BP006 | | | | | | |
| Winooski Riverwalk | Bike/Ped | Alternative Transportation | \$351,000 | \$1,000 | | \$350,000 |
| Champlain Mill | | | | | | |
| BP021 | | | | | | |
| Winooski Riverwalk Extension | Bike/Ped | Alternative Transportation | \$1,450,000 | | | \$1,450,000 |



Section 4: Status of Projects in FY2000-2002 TIP



Section 4: Status of Projects in FY2000-2002 TIP

Status of Projects in FY00-02 TIP

| CCMPO ID# | Project Name | Planned Year of Construction Start or Implementation | |
|------------|---|--|----------------------|
| | | FY00 TIP Start Date | FY01 TIP Start Date |
| Bolton | | | |
| BR016 | Interstate Bridge Rehabilitation Bolton | FY01 | FY01 |
| Burlington | | | |
| HC001A | Champlain Parkway I-189 to Pine Street | FY01 | FY03 |
| HC001C | Champlain Parkway Pine Street to Battery Street | After FY02 | After FY03 |
| HC001D | Champlain Parkway - Final Paving US7 to Pine Street | FY02 | After FY03 |
| HC001E | Champlain Parkway Additional PE/ROW All sections | FY99, FY00 | FY99 - 01 |
| HC001B | Champlain Parkway Landscaping I-189 to Battery St. | After FY02 | After FY03 |
| IN001 | Multimodal Center Battery Street | No CON date | CON to begin in FY01 |
| OT003C | North Street Revitalization North Ave to N. Willard Street | New project | FY02 |
| OT003A | North Street Revitalization - 1998 Enhancement North Ave to N. Willard Street | FY99, FY00 | Obligated |
| OT003B | North Street Revitalization - 1999 Enhancement North Ave to N. Willard Street | FY00 | FY00, FY01 |
| HP002 | Riverside Avenue Colchester Ave. to N. Winooski | FY01 | FY03 |
| BP001 | Route 127 Bike Path Ethan Allen Homestead to Manhattan Dr. | FY00 | FY01 |
| HP034 | US 7/Alt 7 Repaving So. Union to Main, St. Paul to So. Winooski | FY00 | Obligated |

Note: Projects listed as Obligated include all projects with final obligations anticipated in FY00.

| CCMPO ID# | Project Name | Planned Year of Construction Start or Implementation | |
|----------------------------------|--|--|---------------------|
| | | FY00 TIP Start Date | FY01 TIP Start Date |
| BP019 | Waterfront Bike Path Relocation College Street to King Street | FY00 | Obligated |
| Charlotte | | | |
| OT009 | Charlotte Berry Farm Scenic Easement | FY00 | Obligated |
| BP017 | Charlotte Recreational Trail RR Station to Mt. Philo State Park | FY00 | FY01 |
| HP019 | US 7 Rehabilitation Ferrisburgh line north 2.9 miles | FY00 | FY03 |
| Colchester | | | |
| BP014 | Blakely Road Bridge Pedestrian Overpass I-89 Overpass at Blakely Rd | FY01 | FY01 |
| BP018 | Blakely Road Bridge Pedestrian Overpass - Approach I-89 Overpass at Blakely Rd | FY00 | Obligated |
| BP013 | Colchester Bike Path Bayside Park to Hollow Creek Drive | FY99, FY00 | FY00, FY01 |
| IN005 | Colchester Park and Ride On US7 North of Chimney Corners | FY01 | FY01 |
| HP003 | VT Route 2A Reconstruction Essex Town Line to US7 | After FY02 | After FY03 |
| HP037 | VT2A/US7/Creek Rd/Bay Rd Intersection | After FY02 | After FY03 |
| Colchester/Essex Junction | | | |
| BP010 | VT Route 15 Bike Path Essex Jct. Amtrak Station to Lime Kiln Rd. | FY02 | FY03 |
| Colchester/Milton | | | |
| HP031 | I-89 Bridge Rehab Blakely Road to Lamaille River | FY02 | After FY03 |
| HP040 | Resurface US Route 2 From So. Hero Line to US7 | FY01 | Obligated |

Note: Projects listed as Obligated include all projects with final obligations anticipated in FY00.

| CCMPO ID# | Project Name | Planned Year of Construction Start or Implementation | |
|---------------------------|---|--|---------------------|
| | | FY00 TIP Start Date | FY01 TIP Start Date |
| Colchester/So. Burlington | | | |
| HP033 | I-89 Paving SB Lane from I-189 to Exit 16 | FY01 | After FY03 |
| BR001 | Lime Kiln Bridge BR6 on TH4 (Lime Kiln Rd) over Winooski River | FY01 | FY02 |
| Essex | | | |
| HP006 | Kellogg Road Reconstruction Susie Wilson Rd to Colchester Line | FY00 | FY00, FY01 |
| HP041 | Old Colchester Road RR Crossing Relocation Old Colchester Road | FY01 | FY01 |
| HP005 | Sand Hill Rd/V/T 117 Intersection | FY02 | FY03 |
| HP004 | VT 15/Old Stage Road Intersection | FY01 | FY02 |
| Essex/Essex Junction | | | |
| BP020 | Old Colcheseter Road Bike Path Old Colchester Road | FY00 | FY01 |
| Hinesburg | | | |
| BP002 | Hinesburg Pathway Village to CVU High School | FY02 | FY01 |
| OT008 | Route 116 Traffic Calming Route 116 at the Elementary School | FY00 | Obligated |
| Huntington | | | |
| BR005A | Audubon Bridge BR13 on TH1 over Huntington River | FY00 | Obligated |
| BR007 | Bridge Street Bridge BR11on TH3 over Huntington River | FY00 | Obligated |
| BR009 | Camels Hump Road Bridge BR31 on TH22 over Brush Brook | FY01 | FY01 |
| BR006 | Salvas Road Bridge BR34 on TH21over Brush Brook | FY02 | FY02 |

Note: Projects listed as Obligated include all projects with final obligations anticipated in FY00.

| CCMPO ID# | Project Name | Planned Year of Construction Start or Implementation | |
|---|---|--|---------------------|
| | | FY00 TIP Start Date | FY01 TIP Start Date |
| Jericho | | | |
| BR010 | Tarbox Road Bridge BR31 on TH35 over Mill Brook | FY01 | FY01 |
| Milton | | | |
| HP036 | I-89 Bridges over the Lamoille River | FY99 | Obligated |
| HP007 | Middle Rd/RR St/US 7 Intersection US7/TH1 | After FY02 | FY03 |
| HP008 | US 7/Lake Road Intersection US7/TH3 | After FY02 | FY03 |
| HP030 | US Route 7/Rebecca Lander Drive | FY01 | FY01 |
| BR019 | West Milton Truss Bridge BR18 over Lamoille River | FY00 | On Hold |
| Richmond | | | |
| BR017 | Interstate Bridge Rehabilitation Stage Road to NECR Crossing | After FY02 | FY03 |
| BR011 | Jonesville Bridge BR10 on TH3 over Winooski River | FY01 | FY01 |
| HP020 | US 2/NT 117/I-89 Intersection | After FY02 | After FY03 |
| BR013 | US Route 2 Bridge (Checker House Bridge) BR24 on US2 over Winooski River | After FY02 | After FY03 |
| HP021 | US Route 2 Ledge Removal US2/TH3/TH14 Intersection to Bolton Line | FY00 | Obligated |
| Richmond/Williston | | | |
| HP039 | Resurface US2 US2/VT2A Intersection east for 8.4 Kilometers | FY02 | FY02 |
| Shelburne | | | |
| BR018 | Bostwick Road Bridge BR15 on TH3 over Rail Road | After FY02 | After FY03 |
| BP015 | Shelburne Sidewalks and Crosswalks US7 and Falls Road | FY00 | Obligated |
| Note: Projects listed as Obligated include all projects with final obligations anticipated in FY00. | | | |
| Wednesday, August 9, 2000 | | | |
| Section 5 : Page 4 of 6 | | | |

| CCMPO ID# | Project Name | Planned Year of Construction Start or Implementation | |
|---------------------------------|--|--|---------------------|
| | | FY00 TIP Start Date | FY01 TIP Start Date |
| BR002 | US 7 LaPlatte River Bridge BR144 over LaPlatte River | FY99, FY00 | Obligated |
| Shelburne/So. Burlington | | | |
| HC002 | Shelburne Road Reconstruction Imperial Drive to Webster Road | FY00 | FY03 |
| South Burlington | | | |
| HC005 | Exit 13 Expansion I-89/I-189 Interchange | FY02 | FY03 |
| HP009 | Kennedy Drive Reconstruction Dorset Street to Hinesburg Road | FY02 | FY02 |
| HP038 | Resurface US2 Burlington City Line easterly 0.17 miles | FY01 | Obligated |
| OT004 | South Burlington Stormwater Treatment Bartlett Brook Watershed | FY00 | On hold |
| BP012 | Spear Street Bike Path Shelburne Rd to UVM Gutterson Fieldhouse | FY00 | Obligated |
| BP011 | US2 Bike Path US2 Bridge over I-89 | FY00 | Obligated |
| HP032 | US2 Bridge over I-89 | FY00 | Obligated |
| St. George/Williston | | | |
| HP035 | VT Route 2A Resurfacing VT116 to I-89 | FY00 | Obligated |
| Underhill | | | |
| BR014 | Blakey Road Bridge Over Roaring Brook | FY02 | Completed |
| BR012 | River Road Bridge BR9 on TH1 over Browns River | FY01 | FY01 |
| Westford | | | |
| BP016 | Westford Bridge and Abutment Rehabilitation Browns River Bridge on Cambridge Road. | FY00 | Obligated |

Note: Projects listed as Obligated include all projects with final obligations anticipated in FY00.

| CCMPO ID# | Project Name | Planned Year of Construction Start or Implementation | |
|-----------------------|--|--|---------------------|
| | | FY00 TIP Start Date | FY01 TIP Start Date |
| Williston | | | |
| HC004 | I-89 Exit 12 Improvements I-89 at VT2A | After FY02 | After FY03 |
| HP018 | Interstate Rest Area I-89 Rest Areas, Williston | FY00 | FY01, FY02 |
| HP025B | Taft Corners Improvements US2/VT2A | FY00 | FY00, FY01 |
| HP010 | US 2/Industrial Ave Intersection | FY02 | FY02 |
| IN004 | Williston Park and Ride | FY01 | FY02 |
| Williston/Essex/Colc. | | | |
| HC003B | Circumferential Highway | FY00-00 | FY02, FY03 |
| Winooski | | | |
| HP042 | Resurface US7 Burl. line north 0.241 mile | FY00 | Obligated |
| BP006 | Winooski Riverwalk Champlain Mill | FY00 | FY01 |
| BP021 | Winooski Riverwalk Extension | New Project | FY01 |

Note: Projects listed as Obligated include all projects with final obligations anticipated in FY00.