

ANNUAL MEETING AGENDA

Wednesday, June 18, 2014, 7:00 pm

Dion Family Student Center, Third Floor

St. Michael's College Campus, Colchester, VT



Commission members and guests will start the evening at 5:30 p.m. with a social hour and dinner

CONSENT AGENDA

C.1. Minor Amendments to the FY14 TIP*

7:00 pm - DELIBERATIVE AGENDA

1. Call to Order; Changes to the Agenda
2. Public Comment Period on Items NOT on the Agenda
3. Action on Consent Agenda (MPO Business) * (Action; 2 min)
4. Approve Minutes of May 21, 2014 Meeting* (Action; 2 min)

5. Town Plan Approvals
 - a. 2014 Shelburne Comprehensive Plan* (Action: 2 min.)
6. Election of Officers and Executive Committee for FY15* (Action: 2 min.)
7. Warn Public Hearing for FY15-18 Transportation Improvement Program (TIP) * (Action: 2 min.)
8. Solicitation and Appointment of ad hoc TMDL Committee (Chair Action; 5 min)
9. Chair/Executive and MPO Directors' Updates (Information; 2 min)

10. Adjournment

**Attachment*

7:15 pm - Presentation of Certificates for People of Color Leadership Training (Information; 15 min)

7:30 pm - Presentation by Commissioner David Mears, Dept of Environmental Conservation (Information; 40 min)

The June 18th Chittenden County RPC meeting will air on Wednesday, July 2, 2014 at 8 p.m. and repeat on Thursday, July 3, 2014 at 1am and 7am and available on the web at: <http://www.cctv.org/watch-tv/programs/chittenden-county-regional-planning-commission-41>

Upcoming Meetings - Unless otherwise noted, all meetings are held at our offices:

- Planning Advisory Committee - Wednesday, June 18, 2014; 2:30 p.m.
- Executive Committee - Wednesday, June 18, 2014; 5:30 p.m. at St. Michael's College
- Public Participation Plan Committee - Monday, June 30, 2014; 5:00 p.m.
- Transportation Advisory Committee - Tuesday, July 1 2014; 9:00 a.m.
- Executive Committee - Wednesday, July 2, 2014; 5:45 p.m.
- CCRPC Board Meeting - Wednesday, July 16, 2014; 6:00 p.m.

In accordance with provisions of the Americans with Disabilities Act (ADA) of 1990, the CCRPC will ensure public meeting sites are accessible to all people. Requests for free interpretive or translation services, assistive devices, or other requested accommodations, should be made to Emma Long, CCRPC Title VI Coordinator, at 802-846-4490 ext 21 or elong@ccrpcvt.org, no later than 3 business days prior to the meeting for which services are requested.

Chittenden County Regional Planning Commission

June 18, 2014

Agenda Item C.1: Consent Item

FY2014 Transportation Improvement Minor Amendments

Issues:

Make the following change to the FY14 TIP:

Harvest Lane Sidewalk, Williston (Project BP082, Amendment FY14-20).

- ▶ **Description of Change:** Add a Transportation Alternatives project to the TIP for construction of a missing section of sidewalk on Harvest Lane. Add \$40,000 in Federal funds for design in FY14.
- ▶ **Reason for Change:** Williston was awarded a Transportation Alternatives grant in 2014 for construction of 1,325 feet of sidewalk on Harvest Lane.

VT117 Paving, Essex-Richmond (Project HP098, Amendment FY14-21).

- ▶ **Description of Change:** Add \$360,000 in federal funds for preliminary engineering in FY14. The funds are to come from excess funds in project HC001E Champlain Parkway.
- ▶ **Reason for Change:** The TIP contains construction funds for this project in FY15 but design funds were not included in the TIP.

I-89 Culvert Improvements, South Burlington (Project BR041, Amendment FY14-22).

- ▶ **Description of Change:** Increase construction funds in FY14 from \$4,050,000 to \$8,550,000.
- ▶ **Reason for Change:** The cost figure reflected in the TIP was a preliminary estimate. This is a design build project which means that design and construction are done under the same contract. As a result, design details typically used to develop a detailed cost estimate were not available when the estimate was developed for this project.

Issues that contributed to the increase in cost for this project included the considerable cost for construction of temporary lanes to maintain two lanes of traffic in both directions for the entire project duration. Also, to meet aquatic organism passage requirements all four culvert structure sizes were increased significantly.

I-89 Culvert Improvements, Milton (Project BR51, Amendment FY14-23).

- › **Description of Change:** Add a new project to the TIP to repair a culvert on I-89 in Milton at mile marker 104.15. Add \$67,500 in federal funds for preliminary engineering in FY14 and \$180,000 for construction in FY15. This amendment qualifies as minor because the project because it is on I-89 and is not subject to CCRPC's fiscal constraint limit.
- › **Reason for Change:** A large sinkhole opened up on I-89 on May 21 between Exits 17 and 18 in Milton. VTrans made temporary repairs and restored traffic operations. This project is for permanent repairs to the culvert likely to consist of lining the culvert.

**TAC
Recommendation:**

Recommend that the Commission approve the proposed TIP amendments.

**Staff
Recommendation:**

Recommend that the Commission approve the proposed TIP amendments.

**For more
information
contact:**

Christine Forde
cforde@ccrpcvt.org or 846-4490 ext. 13

1 **Chittenden County Regional Planning Commission**
2 **Regular Meeting Minutes**
3

4 **Date:** Wednesday, May 21, 2014

5 **Time:** 6:00 p.m.

6 **Place:** CCRPC Offices; 110 W. Canal Street, Suite 202, Winooski, VT 05404

7 **Members:**

8 Bolton, Absent	20 St. George, Debra Kobus
9 Buels Gore, Absent	21 Shelburne, John Zicconi
10 Burlington, Andy Montroll	22 S. Burlington, Sandy Dooley
11 Charlotte, Marty Illick (Alternate)	23 Underhill, Brian Bigelow
12 Colchester, Marc Landry	24 Westford, Dave Absent
13 Essex, Irene Wrenner (Alternate)	25 Williston, Absent
14 Essex Junction, Absent	26 Winooski, Mike O'Brien
15 Hinesburg, Andrea Morgante	27 VTrans, Absent
16 Huntington, Absent	28 Socio/Econ/Housing, Absent
17 Jericho, Catherine McMains	29 Conservation/Environment, Don Meals
18 Milton, Absent	30 Industrial/Business, Tim Baechle
19 Richmond, Absent	31 Agriculture, No Representative

32
33 **Ex-Officio (non-voting):**

34 Burlington Int'l Airport, Absent	37 FTA, Absent
35 CCTA, Bill Watterson	38 Railroad Industry, Absent
36 FHWA, Absent	

39 **Others:**

40 Jim Brangan, Lake Champlain Basin Prog.	42 Scott Moody, CCTV
41 Diane Meyerhoff, Third Sector Assoc.	

43 **Staff:**

44 Charlie Baker, Executive Director	50 Chris Dubin, Transportation Planner
45 Michele Boomhower, Asst/MPO Director	51 Bernadette Ferenc, Trans. Business Mgr.
46 Dan Albrecht, Senior Planner	52 Peter Keating, Senior Trans. Planner
47 Pam Brangan, Senior Planner	53 Emma Long, Communication Manager
48 Forest Cohen, Business Manager	54 Regina Mahony, Senior Planner
49 Bryan Davis, Senior Transportation Planner	55 Melanie Needle, Senior Planner

56
57
58 **1. Call to Order & Changes to the Agenda**

59 The meeting was called to order at 6:18PM by the Vice Chair, Andy Montroll.

60
61 **2. Public Comment Period on Items NOT on the Agenda**

62 There were none.

63
64 **3. Approve Minutes of April 16, 2014 Meeting**

65 JOHN ZICCONI MADE A MOTION, DULY SECONDED BY DON MEALS, TO APPROVE THE MINUTES OF APRIL
66 16, 2014. During discussion, Irene Wrenner made a friendly amendment to reword page 2, lines 36-37
67 to read: "... either a NOAA chart (provided by Chris Roy) or a simpler chart be inserted in place of figure
68 3 or maybe even delete the chart." THE MOTION CARRIED UNANIMOUSLY WITH ONE ABSTENTION
69 FROM MARTY ILLICK.

1 **4. Approve Consent Agenda (MPO Business)**

2 There was no consent agenda.

3
4 **5. Champlain Valley National Heritage Partnership**

5 Jim Brangan of the Lake Champlain Basin Program (LCBP) discussed the establishment of the
6 Champlain Valley National Heritage Area in 2006. The Heritage Area features three interpretive
7 themes: Making of Nations, Corridor of Commerce, and Conservation & Community. The Area
8 encompasses 900 square miles within eleven counties in Vermont and New York. LCBP is the managing
9 entity in partnership with regional stakeholder groups. The Heritage Area offers grants to organizations
10 to promote the interpretive themes; this year's focus is the War of 1812. They are considering
11 transportation as next year's theme for funding. Chittenden County communities should contact Dan
12 Albrecht at CCRPC for more information.

13
14 **6. Resolution Recognizing Pam Brangan on 15th Anniversary at CCRPC**

15 IRENE WRENNER MADE A MOTION, DULY SECONDED BY ANDREA MORGANTE, TO APPROVE A
16 RESOLUTION HONORING PAM BRANGAN FOR FIFTEEN YEARS OF SERVICE TO THE CCRPC. THE MOTION
17 CARRIED UNANIMOUSLY.

18
19 **7. Public Hearing on CCRPC Bylaw Revisions & Adoption**

20 Andy Montroll opened the public hearing at 6:20PM. Charlie Baker reported that no questions or
21 comments were received during the thirty day warning period. As no members of the public were
22 present, Andy Montroll closed the public hearing at 6:22PM. CATHERINE MCMAINS MADE A MOTION,
23 DULY SECONDED BY ANDREA MORGANTE, TO ADOPT THE AMENDED BYLAWS AS PRESENTED AT THE
24 MARCH 19, 2014 CCRPC BOARD MEETING. THE MOTION CARRIED UNANIMOUSLY.

25
26 **8. Public Hearing for the FY15 Unified Planning Work Program (UPWP) and Budget**

27 Andy Montroll opened the public hearing at 6:24PM. As no members of the public were present, Andy
28 Montroll closed the public hearing at 6:26PM. JOHN ZICCONI MADE A MOTION, DULY SECONDED BY
29 ANDREA MORGANTE, TO ADOPT THE FY2015 UPWP AND BUDGET, INCORPORATING THE MINOR
30 AMENDMENTS AS PROVIDED TO THE CCRPC BOARD IN THE BOARD PACKET. During discussion, Charlie
31 Baker reported that the expected deficit is down to \$13,000 from \$40,000 and may indeed balance.
32 Michele Boomhower of the CCRPC reported that the consultant carry-forward expense line will
33 increase by \$5,000 due to delays in FY14 expenditure, this will be off-set by the direct revenues in the
34 consultant carry-forward line. Bryan Davis of CCRPC noted that the CarShare VT FY15 program
35 information may be incorrect. Michele indicated that she will review the text and update to accurately
36 reflect the FY15 tasks. THE MOTION CARRIED UNANIMOUSLY.

37
38 **9. Town Plan Approval – Winooski Municipal Development Plan**

39 Regina Mahoney of CCRPC explained that this approval is a re-adoption of the old plan with a new set
40 of guiding principles for next year's update. MIKE O'BRIEN MADE A MOTION, DULY SECONDED BY
41 ANDREA MORGANTE, TO APPROVE THE WINOOSKI'S MUNICIPAL DEVELOPMENT PLAN AND CONFIRM
42 THE CITY OF WINOOSKI'S PLANNING PROCESS IN ACCORDANCE WITH THE ATTACHED RESOLUTION.
43 THE MOTION CARRIED UNANIMOUSLY BY VOTE OF THE MUNICIPAL REPRESENTATIVES.

44
45 **10. Approve FY15 Sidewalk Program Grants**

46 Peter Keating of CCRPC reported that this is the tenth year of providing sidewalk grants to
47 communities. This represents 34 grants to 10 communities for a total of \$2.6 million over the life of the

1 program. The Review Committee and TAC recommend four partial awards: Colchester - \$75,000;
2 Burlington - \$100,000; Williston - \$75,000; Jericho - \$50,000. There was discussion about the
3 advantages and disadvantages of partial awards and how best to implement partial awards in the
4 future. Peter indicated that the TAC will be addressing the issue of partial awards prior to the next
5 grant round in the spring of 2015.

6
7 MIKE O'BRIEN MADE A MOTION, DULY SECONDED BY MARC LANDRY, TO APPROVE THE FY2015 CCRPC
8 SIDEWALK PROGRAM GRANT AWARDS AS RECOMMENDED BY THE REVIEW COMMITTEE AND THE
9 TRANSPORTATION ADVISORY COMMITTEE (TAC). THE MOTION CARRIED UNANIMOUSLY.

10
11 **11. Report on Nominations for FY15 Officers and Executive Committee**

12 Marc Landry reported that the Board Development Committee is recommending the following slate of
13 officers for FY2015: Andy Montroll, Chair; Chris Roy, Vice Chair; Debra Kobus, Secretary/Treasurer;
14 John Zicconi, At-large for Towns over 5,000; Andrea Morgante, At-large for Towns under 5,000; and
15 Louis Mossey, Immediate Past Chair. The election of officers will occur at the June 18, 2014 Annual
16 Meeting and candidates may also be nominated from the floor.

17
18 **12. Climate Action Guide Approval**

19 Charlie Baker discussed the revisions to the current version of the Guide. John Zicconi asked
20 that document be reviewed for polish; the addition of wording from the National Climate Assessment
21 created some awkward language. John is concerned that the Northeast Region temperature changes
22 are not particularly relevant to Vermont. There was discussion about how best to characterize the
23 possibility of less snowfall due to climate change. The suggested revision on page 5, under "Local
24 Economy" is "Tourism will be impacted by less-colorful foliage seasons and *unpredictable snow fall* for
25 winter sports" (emphasis added to new text). At the top of page 5, a deletion: "With warmer
26 temperatures, more precipitation will fall. ~~as rain instead of snow~~" (delete strikeout text).

27
28 DON MEALS MADE A MOTION, DULY SECONDED BY CATHERINE MCMAINS, TO ADOPT THE CLIMATE
29 ACTION GUIDE, WITH SUGGESTED CHANGES. During discussion, Mike O'Brien asked that on page ii,
30 Don Meals' addition be omitted as redundant. Don Meals and Catherine McMains agreed to the
31 deletion.

32
33 Mike O'Brien suggested the removal of Figure 3 because it contains information that is nine years old
34 (although it is the most recent published information available). Andrea Morgante disagrees; the
35 purpose of the chart is to show a century's worth of data and the upward trend. Don Meals noted that
36 Census information is often accepted even though it is out-of-date.

37
38 MIKE O'BRIEN MADE A MOTION, DULY SECONDED BY TIM BAECHLE, TO DELETE FIGURE 3 FROM THE
39 CLIMATE ACTION GUIDE. During discussion, John Zicconi expressed concern about the policy of making
40 changes to the document when not all members are present. Irene Wrenner, the Essex Alternate, will
41 vote in favor because Jeff Carr, the Essex Representative would vote in favor. THE MOTION FAILED
42 WITH FIVE VOTING IN FAVOR (MIKE O'BRIEN, JOHN ZICCONI, TIM BAECHLE, IRENE WRENNER, AND
43 MARC LANDRY) AND EIGHT VOTING AGAINST (ANDY MONTROLL, DON MEALS, SANDY DOOLEY, BRIAN
44 BIGELOW, CATHERINE MCMAINS, ANDREA MORGANTE, DEBRA KOBUS, AND MARTY ILLICK).

45
46 The Vice Chair called the vote on the original motion. THE MOTION CARRIED UNANIMOUSLY.
47

1 **13. Executive and MPO Directors' Updates**

2 **13a) Staffing Update** – Charlie Baker reported that Paul Luciano, Emergency Planner, has
3 resigned. Lee Krohn will cover these tasks for now.

4
5 **13b) 2014 Annual Meeting** – David Mears will be the guest speaker on June 18, 2014 at St.
6 Michael's College.

7
8 **13c) Public Participation Plan** – The committee will need a few more meetings to finalize a
9 draft for the CCRPC Board.

10
11 **13d) Legislative Update** – Please see an update in tomorrow's CCRPC newsletter.

12
13 **14. Committee Reports**

14 These were included in the meeting packet.

15
16 **15. Members Items & Other Business**

17 Don Meals reported that Miles Waite has expressed interest in being his alternate to the CCRPC.

18
19 Andrea Morgante suggested that CCRPC staff and municipal staff use the Climate Action Guide when
20 developing UPWP items.

21
22 **16. Adjourn**

23 DON MEALS MADE A MOTION, DULY SECONDED BY JOHN ZICCONI, TO ADJOURN AT 7:40PM. THE
24 MOTION CARRIED UNANIMOUSLY.

25
26 Respectfully submitted,
27 Diane Meyerhoff

- RESOLUTION HONORING PAM BRANGAN -

WHEREAS, Chittenden County Regional Planning Commission (CCRPC), hired Pam Brangan on May 11, 1999; and

WHEREAS, Pam Brangan has achieved outstanding results in providing Geographic Information Systems Services and Information Technology Services and Support for the CCRPC Commission, Chittenden County Municipalities, and staff; and


WHEREAS, Pam Brangan has achieved certification as a Geographic Information Systems Professional (GISP); and

WHEREAS, Pam Brangan has created, led and championed many initiatives at CCRPC including: Managing the Irene local road damage mapping for the state; developing an award-winning GIS Program; managing the Broadband project; delivering the very best in municipal assistance; providing highly accurate data updates; and assisting with natural resources and water quality efforts throughout the region; and

WHEREAS, throughout her career at CCRPC, Pam Brangan has always been professional and held high ethical standards in her work, thereby earning the respect and gratitude of her peers, municipalities and the public;

NOW, THEREFORE, BE IT RESOLVED, THAT CHITTENDEN COUNTY REGIONAL PLANNING COMMISSION celebrates Pam Brangan for 15 years of outstanding work, dedication, professionalism and high ethical standards, and support of the leadership; and looks forward to many more years working together.

ADOPTED THIS 21st DAY OF MAY, 2014 IN WINOOSKI, VERMONT



Louis H. Mossey, III

LOUIS H. MOSSEY, III, CHAIR.

**Chittenden County Regional Planning Commission (CCRPC)
Resolution**

Winooski's Municipal Development Plan & Planning Process

WHEREAS, Title 24, V.S.A. § 4350 in part requires that CCRPC shall review the municipal planning process of our member municipalities including review of plans; that each review shall include a public hearing which is noticed as provided in 24 V.S.A. § 4350(b); and that before approving a plan the Commission shall find that it:

1. is consistent with the goals established in Section 4302 of this title;
2. is compatible with its Regional Plan;
3. is compatible with approved plans of other municipalities in the region;
4. contains all the elements included in § 4382(a)(1)-(11) of this Title.

WHEREAS, the CCRPC at its May 22, 2013 meeting approved the *CCRPC Guidelines and Standards for Confirmation of Municipal Planning Processes and Approval of Municipal Plans* dealing with local plans and CCRPC action; and

WHEREAS, The City of Winooski, Vermont is a member municipality of this Commission; and

WHEREAS, The City of Winooski formally requested CCRPC to approve its Municipal Development Plan and confirm its planning process; and

WHEREAS, The Planning Advisory Committee reviewed the Municipal Development Plan and planning process; and

WHEREAS, the Planning Advisory Committee held a warned public hearing at the CCRPC, located at 101 W. Canal Street, Suite 202, Winooski, Vermont on March 19, 2014 at 3:40 PM, reviewed the records and recommended that, upon City Council adoption, the Commission approve Winooski's Municipal Development Plan as meeting the requirements of 24 V.S.A. § 4350 and the *Guidelines and Standards for Confirmation of Municipal Planning Processes and Approval of Municipal Plans* and confirms the community's planning process as consistent with Title 24, Chapter 117; and

WHEREAS, the Planning Advisory Committee further motioned that upon the municipality informing CCRPC Staff that the City Council has completed their adoption process, Staff will review any changes in the Plan amendment, determine if the Plan amendment should be reviewed by the Planning Advisory Committee a second time, or if appropriate submit the Plan amendment to the CCRPC Board for approval and confirmation; and

WHEREAS, The City of Winooski's Selectboard adopted the 2014 Municipal Development Plan on April 21, 2014 with no revisions.

NOW, THEREFORE, BE IT RESOLVED BY THE CHITTENDEN COUNTY REGIONAL PLANNING COMMISSION, that, in compliance with 24 V.S.A. § 4350 and the *Guidelines and Standards for Confirmation of Municipal Planning Processes and Approval of Municipal Plans*, CCRPC approves Winooski's Municipal Development Plan and the Commission finds that said Plan:

1. is consistent with the goals established in Section 4302 of Title 24;
2. is compatible with the *2013 Chittenden County Regional Plan, entitled the ECOS Plan*, adopted June 19, 2013;
3. is compatible with the approved plans from other adjacent Chittenden County municipalities; and
4. contains all the elements included in § 4382(a)(1)-(11) and/or is making substantial progress toward attainment of the elements of this subsection;

NOW, THEREFORE, BE IT FURTHER RESOLVED BY THE CHITTENDEN COUNTY REGIONAL PLANNING COMMISSION, that, in compliance with 24 V.S.A. § 4350 and the *Guidelines and Standards for Confirmation of Municipal Planning Processes and Approval of Municipal Plans*, CCRPC confirms the City of Winooski's municipal planning process.

Dated at Winooski, this 21st day of May, 2014.

CHITTENDEN COUNTY REGIONAL PLANNING COMMISSION



Andy Montroll, Vice-Chair

Chittenden County Regional Planning Commission

June 18, 2014

Agenda Item 5a: Shelburne Comprehensive Plan Update Approval and Confirmation

Issues: The Town of Shelburne has requested, per Title 24 V.S.A §4350, that the Chittenden County Regional Planning Commission (1) approve its Comprehensive Plan update; and (2) confirm its planning process. This is a complete update of the Comprehensive Plan. Attached is the proposed Resolution of approval and the staff report to the Planning Advisory Committee. The Town of Shelburne Selectboard adopted this Comprehensive Plan update on February 25, 2014. The PAC held their final review of this Plan after Selectboard adoption and therefore there are no changes to the Plan before you. Staff is recommending approval by the CCRPC Board at this time.

Please note that municipal planning process confirmation and plan approval decisions shall be made by majority vote of the commissioners representing municipalities, in accordance with the bylaws of the CCRPC and Title 24 V.S.A.§ 4350(f).

Planning Advisory Committee Recommendation:

The Planning Advisory Committee held a public hearing on May 9, 2014 at 3:40 pm at the CCRPC Offices and made the following motion: “The PAC finds that the 2014 Shelburne Comprehensive Plan, as submitted, meets all statutory requirements for CCRPC approval, and that the municipality's planning process meets all statutory requirements for CCRPC confirmation. The PAC recommends that the Plan, and the municipal planning process, should be forwarded to the CCRPC Board for approval.”

Executive Committee Recommendation:

NA

Staff Recommendation:

Staff recommends that the CCRPC Board approve Shelburne’s Comprehensive Plan and confirm the Town of Shelburne’s planning process in accordance with the attached resolution.

For more information contact:

Regina Mahony, Senior Planner
802-846-4490 x28; rmahony@ccrpcvt.org

**Chittenden County Regional Planning Commission (CCRPC)
Resolution**

Shelburne's Comprehensive Plan Update & Planning Process

WHEREAS, Title 24, V.S.A. § 4350 in part requires that CCRPC shall review the municipal planning process of our member municipalities including review of plans; that each review shall include a public hearing which is noticed as provided in 24 V.S.A. § 4350(b); and that before approving a plan the Commission shall find that it:

1. is consistent with the goals established in Section 4302 of this title;
2. is compatible with its Regional Plan;
3. is compatible with approved plans of other municipalities in the region;
4. contains all the elements included in § 4382(a)(1)-(11) of this Title.

WHEREAS, the CCRPC at its May 22, 2013 meeting approved the *CCRPC Guidelines and Standards for Confirmation of Municipal Planning Processes and Approval of Municipal Plans* dealing with local plans and CCRPC action; and

WHEREAS, The Town of Shelburne, Vermont is a member municipality of this Commission; and

WHEREAS, The Town of Shelburne's Selectboard adopted the 2014 Comprehensive Plan on February 25, 2014; and

WHEREAS, The Town of Shelburne formally requested CCRPC to approve its Comprehensive Plan update and confirm its planning process; and

WHEREAS, The Planning Advisory Committee reviewed the Comprehensive Plan update and planning process; and

WHEREAS, the Planning Advisory Committee held a warned public hearing at the CCRPC, located at 101 W. Canal Street, Suite 202, Winooski, Vermont on May 21, 2014 at 3:40 PM, reviewed the records and recommended that, upon Selectboard adoption, the Commission approve Shelburne's Comprehensive Plan update as meeting the requirements of 24 V.S.A. § 4350 and the *Guidelines and Standards for Confirmation of Municipal Planning Processes and Approval of Municipal Plans* and confirms the community's planning process as consistent with Title 24, Chapter 117.

NOW, THEREFORE, BE IT RESOLVED BY THE CHITTENDEN COUNTY REGIONAL PLANNING COMMISSION, that, in compliance with 24 V.S.A. § 4350 and the *Guidelines and Standards for Confirmation of Municipal Planning Processes and Approval of Municipal Plans*, CCRPC approves Shelburne's Comprehensive Plan update and the Commission finds that said Comprehensive Plan:

1. is consistent with the goals established in Section 4302 of Title 24;
2. is compatible with the 2013 *Chittenden County Regional Plan, entitled the ECOS Plan*, adopted June 19, 2013;
3. is compatible with the approved plans from other adjacent Chittenden County municipalities; and
4. contains all the elements included in § 4382(a)(1)-(11) and/or is making substantial progress toward attainment of the elements of this subsection;

NOW, THEREFORE, BE IT FURTHER RESOLVED BY THE CHITTENDEN COUNTY REGIONAL PLANNING COMMISSION, that, in compliance with 24 V.S.A. § 4350 and the *Guidelines and Standards for Confirmation of Municipal Planning Processes and Approval of Municipal Plans*, CCRPC confirms the Town of Shelburne's municipal planning process.

Dated at Colchester, this 18th day of June, 2014.

CHITTENDEN COUNTY REGIONAL PLANNING COMMISSION

Lou Mossey, Chair

Staff Review of the 2014 Shelburne Comprehensive Plan
Regina Mahony, CCRPC Senior Planner
May 9, 2014

The Town of Shelburne has requested, per 24 V.S.A §4350, that the Chittenden County Regional Planning Commission (1) approve its 2014 Comprehensive Plan; and (2) confirm its planning process.

This 2014 Comprehensive Plan is a complete update of the Shelburne Comprehensive Plan. A previous draft version of this Plan was reviewed by the PAC on April 17, 2013; and many of the comments provided to the Town as a result of that review have been incorporated into this final Plan. Since that review the Plan was worked on extensively by the Planning Commission and the Selectboard. Ultimately, the Selectboard adopted the Plan on February 25, 2014. This Plan sets out a clear direction for the future of Shelburne – both long and short term. The organization of the Plan into two separate volumes is very helpful.

Following the Chittenden County Regional Planning Commission’s (CCRPC’s) *Guidelines and Standards for Confirmation of Municipal Planning Processes and Approval of Municipal Plans (2013)* and the statutory requirements of 24 V.S.A. Chapter 117, I have reviewed the draft 2014 Shelburne Comprehensive Plan to determine whether it is:

- Consistent with the general goals of §4302;
- Consistent with the specific goals of §4302;
- Contains the required elements of §4382;
- Compatible with the 2013 Chittenden County Regional Plan, entitled the *2013 Chittenden County ECOS Plan* (per §4350); and
- Compatible with approved plans of other municipalities (per §4350).

Additionally, I have reviewed the planning process requirements of §4350.

Staff Review Findings and Comments

1. The 2014 Shelburne Comprehensive Plan is consistent with all of the general goals of §4302. See the attached Appendix A, completed by Shelburne Staff and reviewed by CCRPC Staff, which describes how the Plan is consistent with these goals.
2. The 2014 Shelburne Comprehensive Plan is consistent with the specific goals of §4302. See the attached Appendix A, completed by Shelburne Staff and reviewed by CCRPC Staff, which describes how the Plan is consistent with these goals.
3. The 2014 Shelburne Comprehensive Plan contains the required elements of §4382. See the attached Appendix A, completed by Shelburne Staff and reviewed by CCRPC Staff, which describes compliance with these required elements.
4. The 2014 Shelburne Comprehensive Plan is generally compatible with the planning areas, goals and strategies of the 2013 Chittenden County Regional Plan, entitled the *2013 Chittenden County ECOS Plan*.
5. The 2014 Shelburne Comprehensive Plan is compatible with the municipal plans for Charlotte, Hinesburg, St. George, Williston, and South Burlington. Though the Shelburne Plan does identify some potential

CCRPC Formal Staff Review – 2014 Shelburne Comprehensive Plan

May 21, 2014 PAC Meeting

conflicts with South Burlington's Plan (northeastern/north central parts of Shelburne and South Burlington's SEQ; and potential Hinesburg/I-89 interchange). Shelburne's Plan indicates that the City of South Burlington has adopted supplemental planning documents that should have the effect of reducing the potential conflicts between the northeastern/north central parts of Shelburne and South Burlington's SEQ. Shelburne welcomes an opportunity to work with South Burlington toward achieving a solution on all potential conflicts. The two towns will continue discussions on existing efforts to help bring some clarity to these potential conflicts

6. In confirming whether Shelburne has engaged in a planning process that, within a reasonable amount of time, will result in a plan which is consistent with the goals contained in section 4302 of this title, Staff has reviewed the approval process that the Town undertook. Statute references are included below for the convenience of the PAC.

The Selectboard's first public hearing was continued over the course of 14 meetings (opened on July 23, 2013 and closed on January 28, 2014), and then two more hearings were warned and held. The legislative body made substantial changes to the Plan, and as required under §4385 (b), the Planning Commission was provided with these changes 15 days prior to the February 20th hearing (2nd to last public hearing). The Planning Commission did not prepare a response to the proposal under the authority found in §4385 (b). Instead, it requested that the Selectboard provide the Planning Commission with a minimum of 60 days to prepare the Plan Change report. The Selectboard did not provide the 60 days, and adopted the Plan on February 25th.

Staff finds that through these open meetings the citizens (Planning Commission included) were provided with the opportunity to participate. While the Planning Commission did not submit the written report, they were given the opportunity to within the statutory timeframe. Therefore, Staff finds that the municipality was engaged in a continuing planning process that, within a reasonable time, did result in a plan which is consistent with the goals contained in section §4302 and particularly §4302 (b) (2). In addition, Shelburne has provided information about their planning budget and CCRPC finds that Shelburne is maintaining its efforts to provide local funds for municipal and regional planning.

§ 4350. Review and consultation regarding municipal planning effort

(a) A regional planning commission shall consult with its municipalities with respect to the municipalities' planning efforts, ascertaining the municipalities' needs as individual municipalities and as neighbors in a region, and identifying the assistance that ought to be provided by the regional planning commission. As a part of this consultation, the regional planning commission, after public notice, shall review the planning process of its member municipalities at least twice during a eight-year period, or more frequently on request of the municipality, and shall so confirm when a municipality:

(1) is engaged in a continuing planning process that, within a reasonable time, will result in a plan which is consistent with the goals contained in section 4302 of this title; and

(2) is maintaining its efforts to provide local funds for municipal and regional planning purposes.

§ 4302. Purpose; goals

(b) It is also the intent of the legislature that municipalities, regional planning commissions and state agencies shall engage in a continuing planning process that will further the following goals:

(2) To encourage citizen participation at all levels of the planning process, and to assure that decisions shall be made at the most local level possible commensurate with their impact.

§ 4385. Adoption and amendment of plans; hearing by legislative body

CCRPC Formal Staff Review – 2014 Shelburne Comprehensive Plan

May 21, 2014 PAC Meeting

(b) The legislative body may change the proposed plan or amendment, but shall not do so less than 15 days prior to the final public hearing. If the legislative body at any time makes substantial changes in the concept, meaning or extent of the proposed plan or amendment, it shall warn a new public hearing or hearings under subsection (a) of this section.

If any part of the proposal is changed, the legislative body, at least 15 days prior to the hearing shall file a copy of the changed proposal with the clerk of the municipality, with any individual or organization requesting a copy in writing, and with the planning commission. The planning commission shall submit to the legislative body at or prior to the public hearing a report that analyzes the extent to which the changed proposal, when taken together with the rest of the plan, is consistent with the legislative goals established in section 4302 of this title.

Additional Comments/Questions:

While, Staff does not find that any amendments are necessary for approval and confirmation of the process by the CCRPC, the following recommendations are for future Plan amendments and implementation of the Plan:

1. The next Plan will need to include the Flood Resiliency goal and element requirements that will come into effect on July 1, 2014.
2. The Natural and Scenic Resources section is significantly clearer than the version reviewed last year regarding what level of protection is suggested for each mapped resource. It is also great to see the recommended action in the Rural Planning Area for amendment to the planning standards in light of JAM Golf; and the continued mapping and inventory effort called for in the Natural Resources actions.
3. Recommended Action #9 in the Transportation section – it would be great to see if increased connectivity could also be looked at in the design of new roads.
4. Regarding the implementation of the Transportation section of the Plan – it would be great if the Town could consider requiring both short and long-term bike parking in development proposals as well as public improvements throughout Growth Areas 1 & 2. The Town may be doing this already, but I didn't see mention of it in these sections (with the exception of adding bike parking by bus shelters).
5. I believe the Shelburne Village Center designation expires in October, 2016. I may have missed the references, but I don't believe the Plan as currently written includes all of the requirements of Act 59. The State Village Designation boundary should be explicitly drawn on one of the Maps. If it is the same as one of the other areas (Village Center Area, Village Planning Area Boundary, National Register Historic District) that should be explicitly stated. In addition, the Village Center designation purpose and benefits should be spelled out in the text (similar to how Objective 1 of the Historic and Cultural Resource text reads). Richard Amore at the State would be able to let you know exactly what is needed before you are able to renew your designation.

Proposed Motion & Next Steps:

PROPOSED MOTION: The PAC finds that the 2014 Shelburne Comprehensive Plan, as submitted, meets all statutory requirements for CCRPC approval, and that the municipality's planning process meets all statutory requirements for CCRPC confirmation. The PAC recommends that the Plan, and the municipal planning process, should be forwarded to the CCRPC Board for approval.



CCRPC Commission

06/18/14

Agenda Item 6: Action Item

Election of officers for Fiscal Year 2015

Issues: The procedures for the Election of Officers as articulated in the Bylaws of the CCRPC are as follows (please note that Article VII, Section C. articulates the inclusion of the Immediate Past Chair as a member of the Executive Committee):

ARTICLE VII. OFFICERS & EXECUTIVE COMMITTEE

A. Election of Officers and Executive Committee

The Chittenden County Regional Planning Commission shall annually elect three officers: a Chair, Vice-Chair, and Secretary/ Treasurer. In addition, the Chittenden County Regional Planning Commission shall annually elect two municipal Board members to the Executive Committee. One municipal Board member of the Executive Committee shall represent a community of 5000+ population; the other, a community of less than 5000 population, based on information from the latest census or population estimate completed by the US Census Bureau.

The Board Development Committee shall render its report of nominations to fill ensuing vacancies prior to the June meeting. The Board Development Committee may nominate one or more candidates for each office. Candidates may also be nominated from the floor.

The officers of the Chittenden County Regional Planning Commission shall be elected by a two-thirds majority of the Board members present and voting pursuant to 24 V.S.A. § 4343(b). The results of the voting shall be announced at the June meeting of each year. In the event a majority for any office is not reached, the top two vote getters will have a run-off election and the Chittenden County Regional Planning Commission will continue to vote until a majority is reached.

**Board Development
Committee**

Recommendation:

That the Commission consider the following slate of officers for Fiscal Year 2015 (July 1, 2014-June 30, 2015):

Chair: Andy Montroll (Burlington)

Vice-Chair: Chris Roy (Williston)

Secretary-Treasurer: Debra Kobus (St George)

At-Large for Towns over 5,000: John Zicconi (Shelburne)

At-Large for Towns under 5,000: Andrea Morgante (Hinesburg)

Immediate Past Chair: Lou Mossey, III (Milton)

Additional nominations may be offered from the floor.

Questions:

Contact Marc Landry – marclandry1@mac.com



Chittenden County Regional Planning Commission

June 18, 2014

Agenda Item 7: Action Item

FY2015-2018 Transportation Improvement Program

Issues: Federal regulations require the Chittenden County Regional Planning Commission (CCRPC), as the designated Metropolitan Planning Organization (MPO) for Chittenden County, to develop and maintain a Transportation Improvement Program (TIP). The TIP contains funding information for transportation projects proposed to expend federal transportation funds in Chittenden County. Projects must be listed in the TIP in order to spend federal transportation funds. The TIP includes all modes of transportation including highways, bicycle and pedestrian facilities and transit.

The TIP covers a four-year period and it must be fiscally-constrained. It is typically updated every year with the assistance of a subcommittee of the Transportation Advisory Committee (TAC), the Vermont Agency of Transportation (VTrans), Chittenden County Transit Authority (CCTA) and Burlington International Airport. The Draft FY2015-2018 TIP has been approved by the TIP subcommittee and the Transportation Advisory Committee.

Estimated construction dates are given for projects in the TIP. It should be noted that the TIP is not a capital improvement program. The TIP represents the intent to construct or implement a specific project and the anticipated flow of federal funds and matching state or local contributions.

The Draft Fiscal Year 2015–2018 TIP is attached for the Commission’s review. A full presentation will be made on this draft at the July Commission meeting.

Staff Recommendation: Recommend that the Commission warn a Public Hearing on the Draft FY2015-2018 Transportation Improvement Program to take place at the July 16 CCRPC Commission Meeting.

TAC Recommendation: Recommend that the Commission hold a Public Hearing in July on the FY2015-2018 TIP and approve the document.

Subcommittee Recommendation: Recommend that the TAC approve the FY2015-2018 TIP and forward it to the Board recommending warning the document for a Public Hearing in July.

For more information contact: Christine Forde
846-4490 ext. 13 or cforde@ccrpcvt.org

Attachments: † CCRPC FY2015-FY2018 Transportation Improvement Program



CHITTENDEN COUNTY RPC
Communities Planning Together

Transportation Improvement Program for Fiscal Years 2015-2018

**Public Hearing Draft
June 18, 2014**

Chittenden County Regional Planning Commission
110 West Canal Street, Suite 202
Winooski, VT 05404
(802) 876-4490 / (802) 846-4494(fax)
www.ccrpcvt.org

TABLE OF CONTENTS

Section 1:

A. Introduction	p. 1
B. Financial Plan	p. 2
C. TIP Adoption Resolution	p. 3
D. Glossary	p. 4
E. TIP Map	p. 7

Section 2:

FY2015-2018 TIP: Projects by Municipality	p. 1
---	------

Section 3:

Summary of Financial Statistics	
1. FY2015-2018 TIP Funding: By Project Use Category	p. 1
2. FY2015-2018 TIP Funding: By Federal Funding Source and Fiscal Constraint Status	p. 2
3. CCRPC FY2015-2018 TIP: Funding by Project Use Category	p. 3
4. CCRPC FY2015-2018 TIP: Funding Uses by Year	p. 4
5. Federal Funds Actually Obligated in In Chittenden County: FY2004-2013	p. 5

A. Introduction

The Chittenden County Transportation Improvement Program (TIP) for fiscal years 2015 through 2018 is a prioritized, fiscally-constrained, and multi-year list of federally-funded, multimodal transportation projects and operations in the CCRPC region - Chittenden County. Under federal law, the TIP must cover at least a 4-year program of projects and be updated no less frequently than every 4 years. In addition, projects in the TIP must be prioritized at the regional level and have clearly identified funding sources. All transportation projects, programs, and operations receiving federal funds in Chittenden County must be authorized through the CCRPC TIP process. The exceptions are federal airport funds for Burlington International Airport, which are not subject to the CCRPC's prioritization process, but are listed in the TIP for information and coordination purposes.

- ▶ The TIP authorizes the implementing agency (e.g., VTrans, CCTA) to obligate federal funds for listed projects and operations over the next four federal fiscal years (October 1, 2014 through September 30, 2018).
- ▶ The first year of a duly-adopted and approved TIP constitutes an "agreed to" list of projects for project selection purposes, provided that anticipated federal funds available to the region are available during that year.
- ▶ The U.S. Department of Transportation must find that the TIP is based on a continuing, comprehensive transportation planning process carried out cooperatively by the State, the CCRPC, and transit operators.

B. Financial Plan

▸ Federal Funding

The majority of TIP projects are funded with 80 percent federal funds. However, in some cases federal amounts may vary such as with interstate projects, which can be funded with 90 percent federal funds, and some transit projects, which may be funded with 50 percent federal funds. There is a column on the right side of the TIP document that indicates the percentage shares of federal, state and local funding.

▸ State Funding

The State of Vermont maintains a State Transportation Fund to pay for transportation programs and projects. State matching funds for TIP projects would most likely come from this fund. The fund is primarily supported by revenue collected from the motor fuel tax on gasoline and diesel and purchase and registration fees for motor vehicles.

State transportation resources are allocated through the state legislature's annual capital and budgetary process and are identified in the Transportation Capital Program. State transportation funding allocated to projects and programs in Chittenden County is determined through this process, in consultation with the CCRPC.

▸ Local Funding

Sources of local matching funds come primarily from the property tax and are approved by each municipality in their annual budgeting process.

▸ Operation and Maintenance

Operations and maintenance of the Federal Aid Highway System in Chittenden County is conducted by VTrans and funding amounts are identified in the State Transportation Improvement Program (STIP).

Chittenden County Transportation Authority (CCTA) has an estimated Operations and Maintenance budget for transit services in FY15 of \$13,756,246. Revenue sources for transit operations and maintenance are as follows:

Passenger revenue	\$2,915,976
Purchase of service	\$735,834
Local funding	\$2,784,345
State funding	\$3,064,179
Federal grants	\$4,255,912
Total Revenue	\$13,756,246

CHITTENDEN COUNTY REGIONAL PLANNING COMMISSION
A Resolution to Adopt the FY2015-2018
TRANSPORTATION IMPROVEMENT PROGRAM

WHEREAS, the Chittenden County Regional Planning Commission, as the designated Metropolitan Planning Organization for Chittenden County, Vermont, is responsible for the operation and maintenance of a continuing transportation planning process designed to prepare and adopt transportation plans and programs; and

WHEREAS, a fiscally constrained Transportation Improvement Program containing transportation improvements expected to be carried out in the period October 1, 2014 through September 30, 2018 has been prepared through the planning process; and

WHEREAS, the Chittenden County Regional Planning Commission's Transportation Advisory Committee found the projects contained in the proposed TIP to be in conformance with the duly adopted Metropolitan Transportation Plan and has recommended the fiscally constrained 2015-2018 Transportation Improvement Program to the Chittenden County Regional Planning Commission for adoption; and

WHEREAS, the Chittenden County Regional Planning Commission sent copies of the proposed TIP to the eighteen member municipalities for the fifteen-day review and comment period on June __, 2014; and

WHEREAS, the Chittenden County Metropolitan Planning Organization held a public hearing in the CCRPC offices in Winooski on Wednesday, July 16, 2014 to review the proposed Transportation Improvement Program after publishing a legal notice in the *Burlington Free Press* on _____, 2014;

NOW, THEREFORE, BE IT RESOLVED that the Chittenden County Regional Planning Commission, as the Metropolitan Planning Organization, hereby adopts the fiscally constrained 2015-2018 Transportation Improvement Program attached hereto and made a part hereof.

RESOLVED, PASSED AND ADOPTED THIS 16th DAY OF JULY 2014.

CHITTENDEN COUNTY REGIONAL PLANNING COMMISSION

By _____
LOUIS MOSSEY III, CCRPC BOARD CHAIR

GLOSSARY

ADA	Americans with Disabilities Act of 1990. Federal legislation prohibiting discrimination on the basis of disability.	FHWA	Federal Highway Administration. The USDOT agency responsible for roadway related programs.
Adaptive Signal Control	Adaptive signal control technology adjusts the timing of red, yellow and green lights to accommodate changing traffic patterns and ease traffic congestion.	FRA	Federal Railroad Administration. The USDOT agency responsible for railroad programs.
AIP	Airport Improvement Program. FAA program that assists the development of public-use airports by providing funding for airport planning and development projects.	FTA	Federal Transit Administration. The USDOT agency responsible for public transportation programs.
BIA	Burlington International Airport	FTA Section 5307	FTA grant program for capital and operating assistance in urban areas over 50,000 in population.
CCRPC	Chittenden County Regional Planning Commission. The county's comprehensive planning organization. Established under state law. CCRPC also acts as the Metropolitan Planning Organization for Chittenden County. The MPO is established under federal law and responsible for transportation planning and programming within its jurisdiction.	FTA Section 5309	FTA grant program for capital programs such as buses and bus facilities.
CIRC Alternative Project	A program of projects to implement the purpose and need that the CIRC highway was originally intended to address. In 2011 the Governor announcement that the Chittenden County Circumferential Highway – as originally conceived - would not be built.	FTA Section 5310	FTA grant program to States for assisting private non-profit groups in meeting the transportation needs of the elderly and persons with disabilities.
CMAQ	Congestion Mitigation and Air Quality Improvement Program. Federal funding program designed to address congestion and air quality issues through capital and operating projects.	FTA Section 5339	FTA funding program that provides capital funding to replace, rehabilitate and purchase buses and related equipment and to construct bus related facilities.
CCTA	Chittenden County Transportation Authority. The region's public transportation provider.	HSIP	Highway Safety Improvement Program. The goal of the program is to achieve a significant reduction in traffic fatalities and serious injuries on all public roads. The HSIP requires a data-driven, strategic approach to improving highway safety on all public roads that focuses on performance.
CON	Construction. Project development phase in which the project is implemented.	ISTEA	Intermodal Surface Transportation Efficiency Act of 1991. Federal legislation emphasizing innovation, intermodalism, and flexibility.
DDI	Diverging diamond interchange. DDI is a new type of diamond interchange that increases capacity and reduces congestion.	ITS	Intelligent Transportation Systems. The application of technology to improve transportation system efficiency.
FAA	Federal Aviation Administration. The USDOT agency responsible for aviation related programs.		

GLOSSARY

LTAP	Local Technical Assistance Program. A national non-profit effort financed jointly by the Federal Highway Administration and individual State Departments of Transportation. Its purpose is to provide road and bridge know-how to municipal people involved with highways. There are LTAP Centers in 50 states and Puerto Rico and seven Native American locations. Vermont's program is called Vermont Local Roads.	PE	Preliminary Engineering. Project development phase in which project design is determined.
LTF	Local Transportation Facilities. VTrans program established to assist local governments with project implementation.	Round-about	Non-signalized circular intersection with specific design and traffic control features to ensure low travel speeds and efficient traffic movement.
MAP-21	The Moving Ahead for Progress in the 21st Century Act (MAP-21) is a funding and authorization bill to govern United States federal surface transportation spending. It was passed by Congress on June 29, 2012.	ROW	Right Of Way. A phase in the project development process that determines if land rights are needed for construction of a transportation project and negotiates the appropriate compensation.
MPO	Metropolitan Planning Organization. Federally established organization responsible for a cooperative, continuous, and comprehensive framework to make transportation investment decisions within their designated area. CCRPC is the designated MPO for Chittenden County.	SAFETEA-LU	Safe, Accountable, Flexible, Efficient Transportation Equity Act: A Legacy for Users (SAFTEA-LU). This act was passed in August 2005 as the successor to the Transportation Efficiency Act for the 21st Century (TEA-21).
NHPP	National Highway Preservation Program. The NHPP provides support for the condition and performance of the National Highway System (NHS), for the construction of new facilities on the NHS, and to ensure that investments of Federal-aid funds in highway construction are directed to support progress toward the achievement of performance targets established in a State's asset management plan for the NHS.	Safety Program	Under Sections 154 and 164 of the US Code penalty funds for Open Container and Repeat Offender Laws may be used for Highways Safety Improvement Program (HSIP) eligible activities.
NHS	National Highway System. The NHS includes the Interstate Highway System as well as other roads important to the nation's economy, defense, and mobility. The NHS was developed by the Department of Transportation (DOT) in cooperation with the states, local officials, and metropolitan planning organizations (MPOs).	Scoping	A phase in the project development process that moves a recognized problem from an idea through the development of alternatives and environmental screening.
Para-transit	A demand-response transportation system catering to special needs populations such as the elderly and disabled.	Shared Use Path	A path separated from vehicle traffic by barrier or open space usually on its own right-of-way.
		SSTA	Special Services Transportation Agency. Chittenden County based non-profit paratransit provider.
		STIP	Statewide Transportation Improvement Program. The State's four year list of fiscally constrained transportation projects planned for implementation statewide.
		STP	Surface Transportation Program. Federal program providing flexible funding for projects on any Federal-aid highway, including the NHS, bridge projects on any public road, transit capital projects, and bus facilities.

GLOSSARY

TAP	The Transportation Alternatives Program (TAP) provides funding for transportation alternatives, including pedestrian and bicycle facilities, improving non-driver access to public transportation, safe routes to school projects, and recreational trails.	TOD	Transit Oriented Design. High density and mixed use land development around transit system stops.
TCSP	Transportation, Community and System Preservation Program. Federal program that provides funding for planning grants, implementation grants, and research to investigate and address the relationships between transportation, community and system preservation.	Traffic Calming	A combination of measures to reduce the negative effects of vehicle use or to alter driver behaviors.
TDM	Transportation Demand Management. The general term for strategies that result in more efficient use of transportation resources.	TSM	Transportation Systems Management. Relatively low-cost improvements to improve transportation efficiency such as ITS applications or roundabouts.
TEA 21	Transportation Equity Act for the 21 st Century. Replaced ISTEA and guides federal expenditures for surface transportation since 1998.	USDOT	United States Department of Transportation
TIP	Transportation Improvement Program. The four year list of fiscally constrained transportation projects planned for implementation in the region.	VTrans (or VAOT)	Vermont Agency of Transportation

CCRPC TIP Map

To be Inserted

Section 2: FY2015–2018 TIP: Projects by Municipality

2015-2018 CCRPC Transportation Improvement Program

June 18, 2014

CCRPC # Project Location	FY15-18 Federal Funds				Other Project Information					
	FY15 Phase	FY16 * Phase	FY17 * Phase	FY18 * Phase	Total Cost fed+state+local in 2014 Dollars	Fed. Funds Obligated Thru FY13	FY14 Fed Funds Phase	Project Use Category	Federal Funding Source	Remarks
Bolton-Richmond										
HP095B US2 Paving			\$7,195,535 CON		Total: \$8,830,000 PE: \$400,000 ROW: CON: \$8,530,000	\$50,000	\$274,320 PE	Function and Performance Preservation	STP 80 % Federal 20 % State 0 % Local	0.8 miles east of Williston town line extending 7.4 miles. \$50,000 from HP016 in FY13.
VTrans Number: STP 2924(1)										VTrans PM: Fowler, Mike
Burlington										
HP067D Burlington Waterfront Bike Path Realignment					Total: \$125,000 PE: ROW: CON: \$125,000		\$100,000 CON	Bike/ Pedestrian	STP 80 % Federal 0 % State 20 % Local	Realign and improve a 1,000 foot segment of path in the vicinity of the Moran Plant. Balance of project cost to be paid by project HP067C and Burlington.
VTrans Number: STP EH10(19)		Funds to be obligated in FY14								VTrans PM: Bohl, Tina
HP067A Burlington Waterfront Transportation Improvements					Total: \$4,199,202 PE: \$1,643,037 ROW: CON: \$2,556,165	\$3,392,399	\$300,000	Function and Performance Preservation	SAFETEA-LU Earmark 80 % Federal 0 % State 20 % Local	SAFETEA-LU earmark. Demo ID Number VT030. Earmark amount \$3.5 M programmed at 90%. Also includes \$180,000 transferred from project BP029C.
VTrans Number: STP 5000(17)		Funds to be obligated in FY14								VTrans PM: Bohl, Tina
BP064 Burlington Wayfinding Improvements					Total: \$375,000 PE: ROW: CON:		\$300,000	Bike/ Pedestrian	TCSP 80 % Federal 0 % State 20 % Local	Fabrication and installation of city-wide wayfinding signs.
VTrans Number: TCSE(17)		Funds to be obligated in FY14								VTrans PM: Bohl, Tina

* Future project costs escalated at a rate of 2% per year.

CCRPC # Project Location	FY15-18 Federal Funds				Other Project Information					
	FY15 Phase	FY16 * Phase	FY17 * Phase	FY18 * Phase	Total Cost fed+state+local in 2014 Dollars	Fed. Funds Obligated Thru FY13	FY14 Fed Funds Phase	Project Use Category	Federal Funding Source	Remarks
BP078 Champlain Elementary Pedestrian Crossing Improvements VTrans Number: STP BP13(6)		\$319,680 CON			Total: \$487,000 PE: \$26,220 ROW: \$61,180 CON: \$399,600		\$20,976 PE	Bike/ Pedestrian	STP 80 % Federal 10 % State 10 % Local	2013 Bike/Ped award for construction of 365 feet of sidewalk and improved crossings on Birchcliff Parkway VTrans PM: Robertson, Scott
HC001E Champlain Parkway - Engineering and ROW US7 to Main Street VTrans Number: MEGC-M 5000(1)	\$1,000,000 PE/ROW	\$2,040,000 PE/ROW			Total: \$9,319,301 PE: ROW: CON:	\$9,319,301	\$800,000 PE	Capacity Expansion	STP 95 % Federal 3 % State 2 % Local	PE and ROW for HC001A. VTrans PM: Bohl, Tina
HC001A Champlain Parkway - US7 to Main Street VTrans Number: MEGC-M 5000(1)		\$6,120,000 CON	\$12,484,800 CON	\$6,367,248 CON	Total: \$24,000,000 PE: ROW: CON: \$24,000,000			Capacity Expansion	STP 95 % Federal 3 % State 2 % Local	VTrans to use advance construction funding. PE and ROW included under HC001E. VTrans PM: Bohl, Tina
BP073 Pedestrian and Bicycle Action Plan VTrans Number: STP BP13(12)				Funds to be obligated in FY14	Total: \$60,500 PE: ROW: CON:		\$50,000 Scoping	Bike/ Pedestrian	STP 80 % Federal 10 % State 10 % Local	2013 Bike/Ped award for refinement of facilities identified in 2011 Transportation plan and 2013 PlanBTV. VTrans PM: Kaplan, Jon
HC015 Railyard Enterprise Project Waterfront South Area VTrans Number: BREP(2)	\$960,000 PE	\$244,800 ROW	\$1,560,600 CON	\$6,897,852 CON	Total: \$11,500,000 PE: \$1,200,000 ROW: \$300,000 CON: \$10,000,000		\$500,000 PE	Capacity Expansion	STP 80 % Federal 10 % State 10 % Local	Multimodal transportation infrastructure improvements between the Pine Street corridor and the Burlington Waterfront South area. \$30,000 from OT006 in FY13. VTrans PM: Perrigo, Joel

* Future project costs escalated at a rate of 2% per year.

CCRPC # Project Location	FY15-18 Federal Funds				Other Project Information					
	FY15 Phase	FY16 * Phase	FY17 * Phase	FY18 * Phase	Total Cost fed+state+local in 2014 Dollars	Fed. Funds Obligated Thru FY13	FY14 Fed Funds Phase	Project Use Category	Federal Funding Source	Remarks
HP085 Shelburne Street Roundabout	\$100,000 ROW		\$2,559,384 CON		Total: \$2,833,402 PE: \$273,402 ROW: \$100,000 CON: \$2,460,000	\$202,747		Function and Performance Preservation	Safety 100 % Federal 0 % State 0 % Local	
Shelburne St/South Willard St/St. Paul St VTrans Number: HES 5000(18)										
<u>VTrans PM:</u> Coburn, Patti										
Burlington Int. Airport										
AV002 Airfield Projects	\$350,000	\$5,500,000	\$17,900,000	\$9,100,000	Total: PE: ROW: CON:		\$2,900,000	Aviation	AIP 95 % Federal 3 % State 2 % Local	Move/construct Taxiway G north; reconstruct Taxiway G south/Taxiway B; rehabilitate Customs/Cargo apron. BIA project - for information only.
Burlington International Airport VTrans Number:										
<u>VTrans PM:</u> Air										
AV023 Berm for Noise Mitigation			\$1,000,000	\$600,000	Total: PE: ROW: CON:			Aviation	AIP 95 % Federal 3 % State 2 % Local	Berm to be constructed in the vicinity of the 65 dnl noise contour line. BIA project - for information only.
Burlington International Airport VTrans Number:										
<u>VTrans PM:</u> Air										
AV005 Land Acquisition	\$1,280,000	\$1,135,000	\$1,535,000	\$1,270,000	Total: PE: ROW: CON:		\$1,440,000	Aviation	AIP 95 % Federal 3 % State 2 % Local	Land acquisition for noise control and mitigation. BIA project - for information only.
Burlington International Airport VTrans Number:										
<u>VTrans PM:</u> Air										
AV024 New/Expanded Maintenance Facility		\$2,000,000			Total: PE: ROW: CON:			Aviation	AIP 95 % Federal 3 % State 2 % Local	BIA project - for information only.
Burlington International Airport VTrans Number:										
<u>VTrans PM:</u> Air										

* Future project costs escalated at a rate of 2% per year.

CCRPC # Project Location	FY15-18 Federal Funds				Other Project Information					
	FY15 Phase	FY16 * Phase	FY17 * Phase	FY18 * Phase	Total Cost fed+state+local in 2014 Dollars	Fed. Funds Obligated Thru FY13	FY14 Fed Funds Phase	Project Use Category	Federal Funding Source	Remarks
AV022 Planning and Environmental Studies Burlington International Airport VTrans Number:	\$330,000		\$1,025,000	\$400,000	Total: PE: ROW: CON:		\$660,000	Aviation	AIP 95 % Federal 3 % State 2 % Local	Noise, Wildlife, Airport Master Plan, Sustainability Plan studies. BIA project - for information only. <u>VTrans PM:</u> Air
AV004 Snow Removal Equipment Burlington International Airport VTrans Number:			\$2,000,000		Total: PE: ROW: CON:			Aviation	AIP 95 % Federal 3 % State 2 % Local	Purchase replacement equipment. BIA project - for information only. <u>VTrans PM:</u> Air
AV001A South End Development Burlington International Airport VTrans Number:			\$250,000	\$500,000	Total: PE: ROW: CON:			Aviation	AIP 95 % Federal 3 % State 2 % Local	Site planning, cargo area and taxiway/apron construction. BIA project - for information only. <u>VTrans PM:</u> Air
AV003 Terminal Projects Burlington International Airport VTrans Number:	\$3,600,000	\$5,550,000	\$4,550,000	\$2,000,000	Total: PE: ROW: CON:		\$1,400,000	Aviation	AIP 95 % Federal 3 % State 2 % Local	Gates 7, 14 and 1 boarding bridge upgrades, upgrade security system, terminal and north apron upgrades. BIA project - for information only. <u>VTrans PM:</u> Air
Charlotte										
BR049 Sequin Covered Bridge Roscoe Road VTrans Number:	\$140,000 PE				Total: PE: ROW: CON:	\$600,000 \$175,000 \$425,000		Bridge Preservation	STP 80 % Federal 10 % State 10 % Local	Construction schedule to be determined. <u>VTrans PM:</u> Sargent, Mark

* Future project costs escalated at a rate of 2% per year.

CCRPC # Project Location	FY15-18 Federal Funds				Other Project Information					
	FY15 Phase	FY16 * Phase	FY17 * Phase	FY18 * Phase	Total Cost fed+state+local in 2014 Dollars	Fed. Funds Obligated Thru FY13	FY14 Fed Funds Phase	Project Use Category	Federal Funding Source	Remarks
HP019A US7 Reconstruction Ferrisburg line north 2.9 miles VTrans Number: FEGC 019-4(20)		\$6,120,000 CON	\$3,352,252 CON		Total: \$16,341,692 PE: \$1,977,425 ROW: \$1,404,000 CON: \$12,960,085	\$1,367,707		Function and Performance Preservation	NHPP 95 % Federal 5 % State 0 % Local	Balance of project cost to be funded with SAFETEA- LU earmark (project HP019B). VTrans PM: Upmal, Ken
HP019B US7 Reconstruction SAFETEA-LU Earmark VTrans Number: FEGC 019-4(20)	\$3,090,000 CON				Total: PE: ROW: CON:	\$451,150		Function and Performance Preservation	SAFETEA-LU Earmark 80 % Federal 10 % State 0 % Local	SAFETEA-LU earmark. Demo ID number VT043. Earmark amount \$4 M programmed at 90%. VTrans PM: Upmal, Ken
Colchester										
HP119 Blakely Road/Laker Lane Intersection Improvements VTrans Number:					Total: \$360,000 PE: \$50,000 ROW: CON: \$310,000			Function and Performance Preservation	STP 80 % Federal 20 % State 0 % Local	CIRC Alt Phase III project. VTrans PM: CIRC Alternative
		CIRC Alternative Project - Funding schedule to be determined								
HP102 Exit 16 Improvements VTrans Number: HES NH 5600(14)		\$4,080,000 CON	\$2,746,656 CON		Total: \$7,493,044 PE: \$1,000,000 ROW: \$250,000 CON: \$6,640,000	\$42,636	\$250,000 ROW	Capacity Expansion	Safety 100 % Federal 0 % State 0 % Local	CIRC Alt Phase I project. Construction of a diverging diamond and improvements at Mountain View Dr., Hercules Dr. and Rathe Rd. PE to be funded with \$200,000 in Section 164 funds. VTrans PM: Coburn, Patti
		CIRC Alternative Project								
BR050 Exit 17 Improvements VTrans Number:	\$200,000 PE				Total: PE: ROW: CON:			Bridge Preservation	STP 80 % Federal 20 % State 0 % Local	Scoping underway. Project includes reconstruction of BR18A carrying US2 over I- 89 and interchange upgrades. VTrans PM: Bridge

* Future project costs escalated at a rate of 2% per year.

CCRPC # Project Location	FY15-18 Federal Funds				Other Project Information					
	FY15 Phase	FY16 * Phase	FY17 * Phase	FY18 * Phase	Total Cost fed+state+local in 2014 Dollars	Fed. Funds Obligated Thru FY13	FY14 Fed Funds Phase	Project Use Category	Federal Funding Source	Remarks
BP068 Fort Ethan Allen Sidewalk Improvements	\$297,600 CON				Total: \$462,190 PE: \$100,000 ROW: \$10,000 CON: \$352,190		\$297,600 CON	Bike/ Pedestrian	SAFETEA-LU Earmark 80 % Federal 0 % State 20 % Local	Project to use unexpended funds from project HC009 Campus Connector
VTrans Number: STP 5600(15)										
BR025 Mill Pond Road Bridge	\$1,000,000 CON	\$213,792 CON			Total: \$1,834,500 PE: \$262,500 ROW: \$60,000 CON: \$1,512,000	\$258,000	\$360,000 CON	Bridge Preservation	STP 80 % Federal 10 % State 10 % Local	
Bridge 12 on TH 27 over Indian Brook										
VTrans Number: STP 5600(12)										
HP118 Prim Road/West Lakeshore Drive Intersection Improvements					Total: \$1,730,000 PE: \$240,000 ROW: \$200,000 CON: \$1,290,000			Function and Performance Preservation	STP 80 % Federal 20 % State 0 % Local	CIRC Alt Phase III project.
VTrans Number: CIRC Alternative Project - Funding schedule to be determined										
HP110 Severance Corners Intersection Project	\$180,000 PE		\$665,856 ROW		Total: \$6,000,000 PE: \$200,000 ROW: \$800,000 CON: \$5,000,000		\$200,000 PE	Capacity Expansion	STP 80 % Federal 20 % State 0 % Local	CIRC Alt Phase II implementation project.
US7/Town Highway 7/Town Highway 9										
VTrans Number: STPG 5600(17) CIRC Alternative Project										
HP117 Severance Road Path and Intersection Improvements					Total: \$2,400,000 PE: ROW: CON:			Bike/ Pedestrian	STP 80 % Federal 20 % State 0 % Local	Circ Alt Phase III project. Includes a new shared use path and improvements to Severance Rd/Mill Pond Rd intersection.
VTrans Number: CIRC Alternative Project - Funding schedule to be determined										

* Future project costs escalated at a rate of 2% per year.

CCRPC # Project Location	FY15-18 Federal Funds				Other Project Information					
	FY15 Phase	FY16 * Phase	FY17 * Phase	FY18 * Phase	Total Cost fed+state+local in 2014 Dollars	Fed. Funds Obligated Thru FY13	FY14 Fed Funds Phase	Project Use Category	Federal Funding Source	Remarks
HP114 US2/Clay Point Road (TH58) Improvements	\$500,000 CON				Total: \$560,000 PE: \$60,000 ROW: CON: \$500,000		\$500,000 CON	Function and Performance Preservation	Safety 100 % Federal 0 % State 0 % Local	Construction of left-turn lanes
VTrans Number: HES 028-1(28)										
HP003 VT2A Improvements					Total: \$3,900,000 PE: ROW: CON:			Function and Performance Preservation	STP 80 % Federal 20 % State 0 % Local	CIRC Alternative Phase III project. Project includes improvements to Mill Pond Rd intersection.
Colchester Village VTrans Number: STP 0207() CIRC Alternative Project - Funding schedule to be determined										
HP037 VT2A/US7/Creek Rd/Bay Rd Intersection	\$500,000 CON	\$2,524,500 CON			Total: \$5,175,000 PE: \$950,000 ROW: \$1,250,000 CON: \$2,975,000	\$1,816,915		Function and Performance Preservation	STP 80 % Federal 20 % State 0 % Local	
VTrans Number: STP 5600(9)S										
BP070 West Lakeshore Drive Path		\$282,372 CON			Total: \$923,138 PE: \$78,703 ROW: \$62,365 CON: \$782,070	\$110,392	\$50,000 ROW	Bike/ Pedestrian	STP 80 % Federal 0 % State 20 % Local	Project includes \$250,000 TA and \$139,835 & \$147,200 CCRPC Sidewalk grants. Balance to be funded by Colchester.
Church Road to Prim Road VTrans Number: STP SDWK(16)/ TAP TA13()										
Colchester-Essex										
BP069 VT15 Multiuse Path	\$150,000 PE				Total: \$2,000,000 PE: ROW: CON:		\$162,160 PE	Bike/ Pedestrian	STP 80 % Federal 20 % State 0 % Local	CIRC Alternatives Phase II implementation project.
Lime Kiln Road to Susie Wilson Road VTrans Number: NH 030-1(34) CIRC Alternative Project										

* Future project costs escalated at a rate of 2% per year.

CCRPC # Project Location	FY15-18 Federal Funds				Other Project Information					
	FY15 Phase	FY16 * Phase	FY17 * Phase	FY18 * Phase	Total Cost fed+state+local in 2014 Dollars	Fed. Funds Obligated Thru FY13	FY14 Fed Funds Phase	Project Use Category	Federal Funding Source	Remarks
Essex										
BR048 Alder Brook Culvert (BR2) on VT117	\$16,000 ROW		\$1,040,000 CON		Total: \$1,390,000 PE: \$120,000 ROW: \$20,000 CON: \$1,250,000			Bridge Preservation	STP 80 % Federal 20 % State 0 % Local	Replacement of a failed buried structure on VT117 over Alder Brook. \$96,000 from Bridge Preventative Maintenance in FY14 VTrans PM: Williams, Chris
VTrans Number: BF 5400(9)										
HP120 Susie Wilson Road Corridor and Intersection Improvements					Total: \$8,500,000 PE: ROW: CON:			Capacity Expansion	STP 80 % Federal 20 % State 0 % Local	CIRC Alt Phase III project. Includes improvements to VT15/Susie Wilson Rd and Susie Wilson/Kellogg Rd VTrans PM: CIRC Alternative
VTrans Number:		CIRC Alternative Project - Funding schedule to be determined								
OT023 VT117/North Williston Road Hazard Mitigation Improvements					Total: \$400,000 PE: ROW: CON:			Other	STP 80 % Federal 20 % State 0 % Local	CIRC Alt Phase III project. Installation of a 6 ft box culvert, safety enhancements and armoring VTrans PM: CIRC Alternative
VTrans Number:		CIRC Alternative Project - Funding schedule to be determined								
HP121 VT117/North Williston Road Intersection Improvements					Total: \$1,500,000 PE: ROW: CON:			Function and Performance Preservation	STP 80 % Federal 20 % State 0 % Local	CIRC Alt Phase III project. VTrans PM: CIRC Alternative
VTrans Number:		CIRC Alternative Project - Funding schedule to be determined								
BP081 VT15 Sidewalk - Old Stage Road to Essex Way					Total: \$160,000 PE: ROW: CON:			Bike/ Pedestrian	STP 80 % Federal 20 % State 0 % Local	CIRC Alt Phase III project. VTrans PM: CIRC Alternative
VTrans Number:		CIRC Alternative Project - Funding schedule to be determined								

* Future project costs escalated at a rate of 2% per year.

CCRPC # Project Location	FY15-18 Federal Funds				Other Project Information					
	FY15 Phase	FY16 * Phase	FY17 * Phase	FY18 * Phase	Total Cost fed+state+local in 2014 Dollars	Fed. Funds Obligated Thru FY13	FY14 Fed Funds Phase	Project Use Category	Federal Funding Source	Remarks
HP082 VT15/Sand Hill Road Intersection Improvements VTrans Number: STPG 030-1(22)		\$102,000 ROW		\$795,906 CON	Total: \$1,050,000 PE: \$200,000 ROW: \$100,000 CON: \$750,000	\$200,000	\$250,000 PE/ROW	Function and Performance Preservation	STP 100 % Federal 0 % State 0 % Local	CIRC Alt Phase II implementation project. Scoping completed February 2008. VTrans PM: Traffic Operations
BP076 VT2A Bike Path Old Colchester Road to Pinecrest Drive VTrans Number: STP SDWK(9)/ STP BP13(24)	\$185,000 CON				Total: \$229,075 PE: \$45,825 ROW: \$5,000 CON: \$178,250			Bike/ Pedestrian	STP 80 % Federal 10 % State 10 % Local	2013 Bike/Ped award (\$84,323) and CCRPC 2011 (\$52,500) & 2014 (\$100,000) Sidewalk Grant. PE and Design will be funded with a sidewalk grant. VTrans PM: Perrigo, Joel
HP101 VT2A/VT289 Interchange VTrans Number: STPG SGNL(41)/STP 5400(7)	\$200,000 PE	\$1,224,000 CON			Total: \$1,400,000 PE: \$200,000 ROW: CON: \$1,200,000	\$385,425		Capacity Expansion	STP 100 % Federal 0 % State 0 % Local	CIRC Alt project. Phase I includes upgrades to existing signals. Phase II includes geometric changes to the interchange. VTrans PM: Coburn, Patti
Essex Junction										
HC014 Crescent Connector VT2A to VT117 VTrans Number: STP 5300(13)		\$3,916,800 CON			Total: \$5,950,000 PE: \$850,000 ROW: \$300,000 CON: \$4,800,000	\$385,130	\$243,240 ROW	Capacity Expansion	STP 80 % Federal 20 % State 0 % Local	CIRC Alt Phase I project. Construction of a new road connecting VT2A and VT117. VTrans PM: Deforge, Ande
BP071 Multi-Use Safety Path Central Street to North Street VTrans Number: TAP TA13()/ STP SDWK(17)	\$310,150 CON				Total: \$497,500 PE: \$91,600 ROW: \$8,000 CON: \$397,900	\$132,000	\$310,150 CON	Bike/ Pedestrian	STP 80 % Federal 0 % State 20 % Local	Funding includes 2013 TE Grant (\$250,000) and 2013 CCRPC Sidewalk Grant (\$139,834). VTrans PM: Perrigo, Joel

* Future project costs escalated at a rate of 2% per year.

CCRPC # Project Location	FY15-18 Federal Funds				Other Project Information					
	FY15 Phase	FY16 * Phase	FY17 * Phase	FY18 * Phase	Total Cost fed+state+local in 2014 Dollars	Fed. Funds Obligated Thru FY13	FY14 Fed Funds Phase	Project Use Category	Federal Funding Source	Remarks
HP111 Pearl Street Improvements Post Office Square to 5-Corners VTrans Number: STP 5300(14)					Total: \$2,300,000 PE: ROW: CON:		\$200,000 PE	Function and Performance Preservation	STP 80 % Federal 20 % State 0 % Local	CIRC Alternatives Phase II implementation project. VTrans PM: Perrigo, Joel
Essex-Richmond										
HP098 VT117 Paving VTrans Number: STP 2931()	\$6,272,000 CON				Total: \$8,290,000 PE: \$450,000 ROW: CON: \$7,840,000		\$360,000 PE	Function and Performance Preservation	STP 80 % Federal 20 % State 0 % Local	1.2 miles east of 5-Corners extending 6.8 miles to US2. VTrans PM: Fowler, Mike
Hinesburg										
BP054 Hinesburg Village VT116 Corridor Improvements Charlotte Road to Community School, West Side VTrans Number: STP SRIN(24)/STP EH08()					Total: \$552,993 PE: \$99,635 ROW: \$5,000 CON: \$448,358	\$88,400	\$350,000 CON	Bike/ Pedestrian	STP 80 % Federal 0 % State 20 % Local	Project funding as follows: Enhancement \$240,000; SR2S \$200,000; Local \$112,993. SR2S funding 100% Federal. VTrans PM: Kaplan, Jon
BP066 Village North Sidewalk VT116 from Commerce Street to Riggs Road VTrans Number: STP BIKE(54)	\$124,000 CON				Total: \$255,000 PE: \$85,000 ROW: \$15,000 CON: \$155,000	\$68,918	\$152,000 CON	Bike/ Pedestrian	STP 80 % Federal 10 % State 10 % Local	2012 Bike and Pedestrian award VTrans PM: Perrigo, Joel

* Future project costs escalated at a rate of 2% per year.

CCRPC # Project Location	FY15-18 Federal Funds				Other Project Information					
	FY15 Phase	FY16 * Phase	FY17 * Phase	FY18 * Phase	Total Cost fed+state+local in 2014 Dollars	Fed. Funds Obligated Thru FY13	FY14 Fed Funds Phase	Project Use Category	Federal Funding Source	Remarks
HP058 VT116/CVU Road Improvements			\$2,106,810 CON		Total: \$2,423,949 PE: \$248,949 ROW: \$150,000 CON: \$2,025,000	\$106,532	\$150,000 ROW	Function and Performance Preservation	STP 100 % Federal 0 % State 0 % Local	Improvements including left turn lanes on VT116. Sect. 164 funds used for PE.
VT116/TH1/TH7 VTrans Number: STPG 021-1(19)										VTrans PM: Traffic Operations

Huntington

BR042 Bridge 30 on Camels Hump Road	\$140,000 PE/ROW	\$522,240 CON			Total: \$840,000 PE: \$165,000 ROW: \$50,000 CON: \$640,000	\$16,000	\$132,000 PE	Bridge Preservation	STP 80 % Federal 10 % State 10 % Local	\$16,000 obligated to scoping in FY13.
BR30 on TH22 VTrans Number: BRO 1445(35)										VTrans PM: Carlson, Carolyn

BR045 Bridge 8 on Main Road (South of Moody Road)	\$200,000 PE				Total: PE: ROW: CON:		\$75,000 PE	Bridge Preservation	STP 80 % Federal 10 % State 10 % Local	\$40,000 obligated to scoping in FY13.
BR8 on FAS0211 VTrans Number: BF 0211(32)										VTrans PM: Williams, Chris

BP074 Lower Village Bike/Pedestrian Scoping Study					Total: \$33,000 PE: ROW: CON:		\$29,188 Scoping	Bike/ Pedestrian	STP 80 % Federal 10 % State 10 % Local	2013 Bike/Ped Grant for scoping of bike/pedestrian needs in Village Center.
VTrans Number: STP BP13(17)		Funds to be obligated in FY14								VTrans PM: Kaplan, Jon

Interstate

BR047 I-89 Bridge Rehabilitation, Bolton	\$200,000 PE				Total: PE: ROW: CON:	\$22,500		Bridge Preservation	NHPP 90 % Federal 10 % State 0 % Local	Project scoping underway. \$22,500 obligated to scoping in FY13.
Culvert 51-3 Carrying Notch Road VTrans Number: IM 089-2(45)										VTrans PM: Williams, Chris

* Future project costs escalated at a rate of 2% per year.

CCRPC # Project Location	FY15-18 Federal Funds				Other Project Information					
	FY15 Phase	FY16 * Phase	FY17 * Phase	FY18 * Phase	Total Cost fed+state+local in 2014 Dollars	Fed. Funds Obligated Thru FY13	FY14 Fed Funds Phase	Project Use Category	Federal Funding Source	Remarks
BR032 I-89 Bridge Rehabilitation, Colchester BR76 (Bay Road) and BR77 (Munson Flats Marsh) VTrans Number: IM 089-3(69)	\$200,000 PE				Total: PE: ROW: CON:	\$22,500		Bridge Preservation	NHPP 90 % Federal 10 % State 0 % Local	Necessary rehabilitation of bridges 76 N&S and 77 N&S. Scoping underway. \$22,500 obligated to scoping. VTrans PM: Williams, Chris
BR044 I-89 Bridge Rehabilitation, Colchester Culvert 75-1N VTrans Number: IM 089-3(71)	\$200,000 PE				Total: PE: ROW: CON:	\$22,500		Bridge Preservation	NHPP 90 % Federal 10 % State 0 % Local	Project scoping underway. \$22,500 obligated to scoping. VTrans PM: Williams, Chris
BR039 I-89 Bridge Replacement, Milton Bridge 81 over the Lamoille River VTrans Number: IM 089-3(66)					Total: \$25,683,115 PE: \$225,315 ROW: CON: \$25,457,800	\$22,903,056	\$9,820,000 CON	Bridge Preservation	NHPP 90 % Federal 10 % State 0 % Local	Design build project. VTrans PM: Sumner, Todd
BR051 I-89 Culvert Improvements, Milton Mile Marker 104.15 VTrans Number:	\$180,000 CON				Total: \$275,000 PE: \$75,000 ROW: CON: \$200,000		\$67,500 PE	Bridge Preservation	NHPP 90 % Federal 10 % State 0 % Local	Permanent repairs to a sinkhole on I-89 between Exit 17 and 18. VTrans PM: Upmal, Ken
BR041 I-89 Culvert Improvements, South Burlington Culverts 63 and 64. VTrans Number: IM CULV(24)					Total: \$9,800,000 PE: \$300,000 ROW: CON: \$9,500,000	\$45,000	\$8,550,000 CON	Bridge Preservation	NHPP 90 % Federal 10 % State 0 % Local	Design build project. VTrans PM: Sumner, Todd

* Future project costs escalated at a rate of 2% per year.

CCRPC # Project Location	FY15-18 Federal Funds				Other Project Information					
	FY15 Phase	FY16 * Phase	FY17 * Phase	FY18 * Phase	Total Cost fed+state+local in 2014 Dollars	Fed. Funds Obligated Thru FY13	FY14 Fed Funds Phase	Project Use Category	Federal Funding Source	Remarks
HC012 I-89 Exit 14 Upgrades	\$950,000 PE/CON				Total: \$1,564,400 PE: ROW: CON:			Capacity Expansion	SAFETEA-LU Earmark 80 % Federal % State % Local	SAFETEA-LU earmark. Demo ID number VT039. Earmark amount \$4 M programmed at 90%. \$2.1 M was used for Improvements to I-89 Exit 14 Ramp C, \$150,000 for Intercept Facility Scoping, \$401,588 for Staples Lane.
VTrans Number:										<u>VTrans PM:</u> Earmark
HP116 I-89 Resurfacing, Richmond- Colchester					Total: \$6,025,000 PE: \$25,000 ROW: CON: \$6,000,000	\$4,858,074	\$1,912,500 CON	Function and Performance Preservation	NHPP 90 % Federal 10 % State 0 % Local	0.75 miles north of Exit 11 to 0.38 miles north of Exit 16 -- 12.9 miles
Northbound and Southbound Lanes VTrans Number: IM SURF(38)				Funds to be obligated in FY14						<u>VTrans PM:</u> Fowler, Mike
Jericho										
BP065 Browns Trace Multimodal Connection	\$200,000 CON				Total: \$317,200 PE: \$65,800 ROW: \$3,000 CON: \$248,400	\$56,000	\$203,720 ROW/CON	Bike/ Pedestrian	STP 80 % Federal 0 % State 20 % Local	
Jericho Center to MMU High School VTrans Number: STP EH12(10)										<u>VTrans PM:</u> Perrigo, Joel
BP055 VT15 Footbridge					Total: \$1,132,450 PE: \$292,450 ROW: \$40,000 CON: \$800,000	\$243,200	\$560,000 CON	Bike/ Pedestrian	STP 80 % Federal 20 % State 0 % Local	Reconstruction of a previously existing pedestrian bridge adjacent to VT15.
VTrans Number: STP FTBR(3)				Funds to be obligated in FY14						<u>VTrans PM:</u> Sargent, Mark

* Future project costs escalated at a rate of 2% per year.

CCRPC # Project Location	FY15-18 Federal Funds				Other Project Information					
	FY15 Phase	FY16 * Phase	FY17 * Phase	FY18 * Phase	Total Cost fed+state+local in 2014 Dollars	Fed. Funds Obligated Thru FY13	FY14 Fed Funds Phase	Project Use Category	Federal Funding Source	Remarks
HP093 VT15/Browns Trace Intersection Improvements		\$1,829,880 CON			Total: \$2,240,349 PE: \$345,479 ROW: \$100,000 CON: \$1,794,852	\$225,000	\$100,000 ROW	Function and Performance Preservation	Safety 90 % Federal 10 % State 0 % Local	To be funded with Section 148 HSIP funds. Westbound left turn lane to be added.
VTrans Number: STP HES 030-1(21)										
<u>VTrans PM:</u> Traffic Operations										

Milton

BP075 McMullen Road Sidewalk Improvement Project	\$300,000 CON				Total: \$422,780 PE: \$40,090 ROW: \$15,000 CON: \$381,190		\$45,000 PE/ROW	Bike/ Pedestrian	STP 80 % Federal 10 % State 10 % Local	2013 Bike/Ped Grant for design and construction of sidewalk along McMullen Rd. from Railroad St. to Hobbs Rd.
VTrans Number: STP BP13(3)										
<u>VTrans PM:</u> Kaplan, Jon										

HP015 US2/Bear Trap Road (TH40)	\$50,000 CON				Total: \$69,912 PE: \$19,912 ROW: CON: \$50,000		\$50,000 CON	Function and Performance Preservation	Safety 100 % Federal 0 % State 0 % Local	New roadway delineation and new dynamic warning signs
VTrans Number: HES 028-1(27)										
<u>VTrans PM:</u> Coburn, Patti										

HP007 US7/Middle Rd/Railroad St Intersection		\$510,000 ROW			Total: \$4,630,000 PE: \$150,000 ROW: \$500,000 CON: \$3,980,000	\$200,000		Function and Performance Preservation	STP 100 % Federal 0 % State 0 % Local	\$150,000 from project OT001 Regional Safety applied to this project in FY13.
US7/TH1 VTrans Number: STP 5800(3)										
<u>VTrans PM:</u> Coburn, Patti										

Regional

BR003 Bridge Inspection	\$50,000 PE	\$50,000 PE	\$50,000 PE	\$50,000 PE	Total: PE: ROW: CON:		\$50,000 PE	Bridge Preservation	NHPP/STP % Federal % State % Local	CCRPC share of VTrans bridge inspection program.
Regional VTrans Number:										
<u>VTrans PM:</u> Regional										

* Future project costs escalated at a rate of 2% per year.

CCRPC # Project Location	FY15-18 Federal Funds				Other Project Information					
	FY15 Phase	FY16 * Phase	FY17 * Phase	FY18 * Phase	Total Cost fed+state+local in 2014 Dollars	Fed. Funds Obligated Thru FY13	FY14 Fed Funds Phase	Project Use Category	Federal Funding Source	Remarks
BR033 Bridge Preventative Maintenance Regional VTrans Number:	\$250,000 PE/ROW/CON	\$250,000 PE/ROW/CON	\$250,000 PE/ROW/CON	\$250,000 PE/ROW/CON	Total: PE: ROW: CON:		\$250,000 PE/ROW/CON	Bridge Preservation	NHPP/STP % Federal % State % Local	Bridge preventative maintenance and painting for state and interstate bridges in Chittenden County. VTrans PM: Regional
BR004 Bridge Scoping and Preliminary Engineering Regional VTrans Number:	\$100,000 PE	\$100,000 PE	\$100,000 PE	\$100,000 PE	Total: PE: ROW: CON:		\$50,000 PE	Bridge Preservation	NHPP/STP % Federal % State % Local	Funding for VTrans scoping and preliminary engineering. VTrans PM: Regional
HC0031 Circ Alternatives Phase II and Phase III Projects VTrans Number:	\$500,000 PE/ROW/CON	\$500,000 PE/ROW/CON	\$500,000 PE/ROW/CON	\$500,000 PE/ROW/CON	Total: PE: ROW: CON:			Function and Performance Preservation	NHPP/STP % Federal % State % Local	Phase II and Phase III Circ Alternatives Projects identified by the Circ communities and the Circ Task Force. VTrans PM: CIRC Alternative
IN011 Circ Alternatives TDM/TSM Projects - Phase I VTrans Number:	\$300,000				Total: PE: ROW: CON:	\$620,000		Intermodal	STP 80 % Federal 20 % State 0 % Local	TDM/TSM projects targeting the Circ Study Area. FY15 funding for signal improvements (10 signals). VTrans PM: CCRPC
IN012 Circ Alternatives TDM/TSM Projects - Phase II VTrans Number:	\$250,000	\$500,000			Total: PE: ROW: CON:	\$650,000		Intermodal	STP 80 % Federal 20 % State 0 % Local	CIRC Alternatives Phase II implementation project. \$500,000 for Adaptive Signal Control and \$250,000 for Go! Chittenden County. VTrans PM: CIRC Alternative

* Future project costs escalated at a rate of 2% per year.

CCRPC # Project Location	FY15-18 Federal Funds				Other Project Information					
	FY15 Phase	FY16 * Phase	FY17 * Phase	FY18 * Phase	Total Cost fed+state+local in 2014 Dollars	Fed. Funds Obligated Thru FY13	FY14 Fed Funds Phase	Project Use Category	Federal Funding Source	Remarks
OT006 Design Scoping Projects	\$100,000 PE	\$100,000 PE	\$100,000 PE	\$100,000 PE	Total: PE: ROW: CON:		\$100,000 PE	Other	NHPP/STP	Funding for Vtrans scoping in Chittenden County.
Regional VTrans Number:									% Federal % State % Local	VTrans PM: Regional
OT005 Local Roads	\$16,000 PE	\$16,000 PE	\$16,000 PE	\$16,000 PE	Total: PE: ROW: CON:		\$16,000 PE	Function and Performance Preservation	LTAP	CCRPC's share of the statewide Local Roads program. Funds are non-constrained.
Regional VTrans Number:									80 % Federal 20 % State 0 % Local	VTrans PM: Regional
OT017 Modifications and Overruns	\$500,000 PE/ROW/CON	\$500,000 PE/ROW/CON	\$500,000 PE/ROW/CON	\$500,000 PE/ROW/CON	Total: PE: ROW: CON:		\$500,000 PE/ROW/CON	Other	NHPP/STP	Funds to be used for projects that have been completed but are still incurring costs.
Regional VTrans Number:									% Federal % State % Local	VTrans PM: Regional
HP012 Pavement Marking	\$40,000 CON	\$40,000 CON	\$40,000 CON	\$40,000 CON	Total: PE: ROW: CON:		\$40,000 CON	Function and Performance Preservation	NHPP/STP	Funding for VTrans annual pavement marking in Chittenden County.
Regional VTrans Number:									100 % Federal 0 % State 0 % Local	VTrans PM: Regional
HP016 Paving	\$50,000 PE/CON	\$50,000 PE/CON	\$50,000 PE/CON	\$50,000 PE/CON	Total: PE: ROW: CON:		\$50,000 PE/CON	Function and Performance Preservation	NHPP/STP	Funding for VTrans design of paving projects in Chittenden County.
Regional VTrans Number:									% Federal % State % Local	VTrans PM: Regional

* Future project costs escalated at a rate of 2% per year.

CCRPC # Project Location	FY15-18 Federal Funds				Other Project Information					
	FY15 Phase	FY16 * Phase	FY17 * Phase	FY18 * Phase	Total Cost fed+state+local in 2014 Dollars	Fed. Funds Obligated Thru FY13	FY14 Fed Funds Phase	Project Use Category	Federal Funding Source	Remarks
BP022 Regional Recreational Trails	\$70,000 CON	\$70,000 CON	\$70,000 CON	\$70,000 CON	Total: PE: ROW: CON:		\$70,000 CON	Bike/ Pedestrian	Rec Trails 80 % Federal 0 % State 20 % Local	Recreational trails program administered by the Vermont Agency of Natural Resources. VTrans PM: Regional
VTrans Number:										
OT001 Regional Safety	\$250,000 PE/ROW/CON	\$250,000 PE/ROW/CON	\$250,000 PE/ROW/CON	\$250,000 PE/ROW/CON	Total: PE: ROW: CON:		\$250,000 PE/ROW/CON	Function and Performance Preservation	Safety 80 % Federal % State % Local	Funding for safety projects. VTrans PM: Regional
Regional VTrans Number:										
BP040 Sidewalks in Chittenden County	\$300,000 PE/ROW/CON	\$300,000 PE/ROW/CON	\$300,000 PE/ROW/CON	\$300,000 PE/ROW/CON	Total: PE: ROW: CON:		\$300,000 PE/ROW/CON	Bike/ Pedestrian	STP 80 % Federal 0 % State 20 % Local	Funding for new CCRPC sidewalk awards. VTrans PM: Scribner, Sue
VTrans Number: STP SDWK()										
HP115 Slopes and Slides	\$250,000 PE/ROW/CON	\$250,000 PE/ROW/CON	\$250,000 PE/ROW/CON	\$250,000 PE/ROW/CON	Total: PE: ROW: CON:		\$250,000 PE/ROW/CON	Function and Performance Preservation	NHPP/STP % Federal % State % Local	Funding for projects to address and maintain stability of slopes. VTrans PM: Regional
VTrans Number:										
HP050 Statewide Traffic Signal Re-Timing	\$35,000 PE	\$35,000 PE	\$35,000 PE	\$35,000 PE	Total: PE: ROW: CON:		\$35,000 PE	Function and Performance Preservation	STP 100 % Federal 0 % State 0 % Local	Funding for Chittenden County share of VTrans statewide optimization of traffic signals on the state system. VTrans PM: Nyquist, Bruce
VTrans Number: TMNG(006)										

* Future project costs escalated at a rate of 2% per year.

CCRPC # Project Location	FY15-18 Federal Funds				Other Project Information					
	FY15 Phase	FY16 * Phase	FY17 * Phase	FY18 * Phase	Total Cost fed+state+local in 2014 Dollars	Fed. Funds Obligated Thru FY13	FY14 Fed Funds Phase	Project Use Category	Federal Funding Source	Remarks
HP027 Traffic Signals	\$10,000 PE	\$10,000 PE	\$10,000 PE	\$10,000 PE	Total: PE: ROW: CON:		\$10,000 PE	Function and Performance Preservation	STP 80 % Federal 20 % State 0 % Local	Funding for VTrans scoping and preliminary engineering for traffic signals on the state system in Chittenden County. VTrans PM: Regional
Regional VTrans Number:										
HP054 Traffic Signals and Optimization	\$100,000 PE/CON	\$100,000 PE/CON	\$100,000 PE/CON	\$100,000 PE/CON	Total: PE: ROW: CON:		\$100,000 PE/CON	Function and Performance Preservation	STP 100 % Federal 0 % State 0 % Local	CCRPC traffic signal project. VTrans PM: Scribner, Sue
VTrans Number: TMNG()										
Richmond										
BR046 Richmond Bridge 32 on US2 over Snipe Ireland Brook	\$200,000 PE				Total: PE: ROW: CON:		\$75,000 PE	Bridge Preservation	STP 80 % Federal 0 % State 0 % Local	\$20,000 from project OT006 Design Scoping Project applied to scoping in FY13. VTrans PM: Williams, Chris
VTrans Number: BF 0284(28)										
IN009 Richmond Park and Ride					Total: \$1,565,619 PE: \$365,000 ROW: CON: \$1,200,619	\$1,380,251	\$1,000,000 CON	Intermodal	CMAQ 100 % Federal 0 % State 0 % Local	Expansion of the Richmond Park and Ride Lot. VTrans PM: Davis, Wayne
VTrans Number: CMG PARK(31)				Funds to be obligated in FY14						
Shelburne										
OT022 Shelburne Ferry Boat Project	\$1,760,000 CON				Total: \$2,325,000 PE: \$125,000 ROW: CON: \$2,200,000		\$1,360,000 PE/CON	Other	FBP 80 % Federal 0 % State 20 % Local	Replace existing dry dock marine maintenance facility at 4650 Harbor Road. Match to be provided by Lake Champlain Transportation Co. VTrans PM: Bohl, Tina
VTrans Number: LFDC(1)										

* Future project costs escalated at a rate of 2% per year.

CCRPC # Project Location	FY15-18 Federal Funds				Other Project Information					
	FY15 Phase	FY16 * Phase	FY17 * Phase	FY18 * Phase	Total Cost fed+state+local in 2014 Dollars	Fed. Funds Obligated Thru FY13	FY14 Fed Funds Phase	Project Use Category	Federal Funding Source	Remarks

South Burlington

HC010B Market Street Reconstruction	\$3,690,700 CON				Total: \$6,663,369 PE: \$2,000,000 ROW: \$50,000 CON: \$4,613,369	\$925,000	\$50,000 ROW	Capacity Expansion	SAFETEA-LU Earmark 80 % Federal 0 % State 20 % Local	Demo ID number VT058. Earmark amount \$5 M programmed at 90%. Balance of PE to come from STP Earmark (Project HC010A).
Transportation Improvements VTrans Number: STP 5200(17)										VTrans PM: Perrigo, Joel

HC013 US2/Exit 14 Improvements	\$641,500 CON				Total: \$3,750,000 PE: \$550,000 ROW: \$100,000 CON: \$3,100,000	\$588,108	\$1,872,000 CON	Capacity Expansion	SAFETEA-LU Earmark 80 % Federal 10 % State 10 % Local	SAFETEA-LU earmark. Demo ID number VT033. Earmark amount \$3 M programmed at 90%. \$401,588 to come from I-89 Exit 14 Upgrades Demo ID VT039.
Sheraton/Staples Intersection to Exit 14 VTrans Number: STP 5200(18)										VTrans PM: Deforge, Ande

BR043 VT116 Potash Brook Culvert	\$720,000 CON				Total: \$1,100,000 PE: \$100,000 ROW: \$100,000 CON: \$900,000	\$401,540		Bridge Preservation	STP 80 % Federal 20 % State 0 % Local	Replace culvert
VTrans Number: STP SCRP(8)										VTrans PM: Upmal, Ken

South Burlington-Williston

HP104 US2 Paving	\$2,035,108 CON				Total: \$2,814,211 PE: \$304,211 ROW: CON: \$2,510,000	\$81,080	\$2,068,240 CON	Function and Performance Preservation	NHPP 80 % Federal 20 % State 0 % Local	Paving beginning 1.3 miles east of VT116 and extending east 2.2 miles.
VTrans Number: NH 2944(1)										VTrans PM: Fowler, Mike

* Future project costs escalated at a rate of 2% per year.

CCRPC # Project Location	FY15-18 Federal Funds				Other Project Information					
	FY15 Phase	FY16 * Phase	FY17 * Phase	FY18 * Phase	Total Cost fed+state+local in 2014 Dollars	Fed. Funds Obligated Thru FY13	FY14 Fed Funds Phase	Project Use Category	Federal Funding Source	Remarks
Transit										
TR072 CCTA "Next Bus" ITS System	\$800,000	\$250,000	\$250,000	\$250,000	Total:			Transit	STP Transfer	Passenger information system for bus arrival times. FY15 & FY16 funding in place. Future fiscal years pending award of additional funds.
					PE:				80 % Federal	
					ROW:				10 % State	
					CON:				10 % Local	
VTrans Number:										VTrans PM: Transit
TR062 CCTA Capital - Bus Replacement		\$2,000,000	\$2,800,000		Total:			Transit	STP Transfer	Purchase of replacement buses. Pending award of funds to CCTA.
					PE:				80 % Federal	
					ROW:				10 % State	
					CON:				10 % Local	
VTrans Number:										VTrans PM: Transit
TR061 CCTA Capital - Buses, Facilities and Equipment	\$2,500,000	\$2,000,000	\$500,000		Total:			Transit	FTA Sec. 5309/STP Transfer	Federal funds for vehicle replacement past their useful life, facilities, transit technology, shelters, lighting and bike racks. Pending award of additional funds.
					PE:				80 % Federal	
					ROW:				10 % State	
					CON:				10 % Local	
VTrans Number:										VTrans PM: Transit
TR068-RS CCTA Capital - Cambridge Route Vehicles	\$432,000	\$432,000			Total:			Transit	STP Transfer	Pending award of funds to CCTA.
					PE:				80 % Federal	
					ROW:				10 % State	
					CON:				10 % Local	
VTrans Number:										VTrans PM: Transit
TR078 CCTA Capital - Facility and Bus Heavy Repairs	\$200,000	\$200,000	\$200,000		Total:		\$200,000	Transit	STP Transfer	Facility and bus PM such as HVAC, energy efficiency, roof, doors, lifts, engines, transmissions, floors, radiators.
					PE:				80 % Federal	
					ROW:				10 % State	
					CON:				10 % Local	
VTrans Number:										VTrans PM: Transit

* Future project costs escalated at a rate of 2% per year.

CCRPC # Project Location	FY15-18 Federal Funds				Other Project Information					
	FY15 Phase	FY16 * Phase	FY17 * Phase	FY18 * Phase	Total Cost fed+state+local in 2014 Dollars	Fed. Funds Obligated Thru FY13	FY14 Fed Funds Phase	Project Use Category	Federal Funding Source	Remarks
TR076 CCTA Capital - Fare Payment System Improvement				\$1,000,000	Total:			Transit	STP Transfer	Contactless card fare payment system. Pending award of funds to CCTA.
VTrans Number:					PE:				80 % Federal	<u>VTrans PM:</u> Transit
					ROW:				10 % State	
					CON:				10 % Local	
TR003A CCTA Capital - Federal	\$100,000	\$100,000	\$100,000	\$100,000	Total:		\$100,000	Transit	FTA Sec. 5307	Federal formula funds.
VTrans Number:					PE:				80 % Federal	<u>VTrans PM:</u> Transit
					ROW:				10 % State	
					CON:				10 % Local	
TR003B CCTA Capital - Federal	\$161,000	\$165,830	\$170,805	\$175,929	Total:		\$220,000	Transit	FTA Sec. 5339	Federal Bus and Bus Facility Program.
VTrans Number:					PE:				80 % Federal	<u>VTrans PM:</u> Transit
					ROW:				10 % State	
					CON:				10 % Local	
TR083 CCTA Capital - Mini Hybrid Retrofit	\$96,000				Total:		\$96,000	Transit	STP Transfer	Pending award of funds to CCTA.
10 buses annually					PE:				80 % Federal	<u>VTrans PM:</u> Transit
VTrans Number:					ROW:				10 % State	
					CON:				10 % Local	
TR079C CCTA Mobility Management	\$156,000	\$156,000	\$156,000	\$156,000	Total:		\$50,000	Transit	FTA Sec. 5310 Urbanized Allocation	Mobility management. Pending award of funds to CCTA.
VTrans Number:					PE:				80 % Federal	<u>VTrans PM:</u> Transit
					ROW:				0 % State	
					CON:				20 % Local	

* Future project costs escalated at a rate of 2% per year.

CCRPC # Project Location	FY15-18 Federal Funds				Other Project Information					
	FY15 Phase	FY16 * Phase	FY17 * Phase	FY18 * Phase	Total Cost fed+state+local in 2014 Dollars	Fed. Funds Obligated Thru FY13	FY14 Fed Funds Phase	Project Use Category	Federal Funding Source	Remarks
TR002 CCTA Operating - Federal	\$2,400,000	\$2,500,000	\$2,600,000	\$2,700,000	Total: PE: ROW: CON:		\$2,300,000	Transit	FTA Sec. 5307 50 % Federal 0 % State 50 % Local	Federal formula portion only.
VTrans Number:										<u>VTrans PM:</u> Transit
TR006 CCTA Operating - State					Total: PE: ROW: CON:			Transit	State Funds 0 % Federal 100 % State 0 % Local	State assistance only - no federal funds involved.
VTrans Number: State operating										<u>VTrans PM:</u> Transit
TR030B CCTA Operation	\$161,573	\$166,420	\$171,413		Total: PE: ROW: CON:		\$156,857	Transit	Transfer from 5311 to 5307 50 % Federal 50 % State 0 % Local	Pending award of funds to CCTA.
VTrans Number:										<u>VTrans PM:</u> Transit
TR063 CCTA Passenger Amenities	\$85,000	\$85,000	\$85,000	\$85,000	Total: PE: ROW: CON:			Transit	STP Transfer 80 % Federal 10 % State 10 % Local	Funding for shelters with solar lights. Pending award of funds to CCTA.
VTrans Number:										<u>VTrans PM:</u> Transit
TR008C CCTA Preventative Maintenance	\$29,870	\$30,766	\$31,689		Total: PE: ROW: CON:		\$29,000	Transit	STP Transfer 80 % Federal 0 % State 20 % Local	Pending award of funds to CCTA.
VTrans Number:										<u>VTrans PM:</u> Transit

* Future project costs escalated at a rate of 2% per year.

CCRPC # Project Location	FY15-18 Federal Funds				Other Project Information					
	FY15 Phase	FY16 * Phase	FY17 * Phase	FY18 * Phase	Total Cost fed+state+local in 2014 Dollars	Fed. Funds Obligated Thru FY13	FY14 Fed Funds Phase	Project Use Category	Federal Funding Source	Remarks
TR046 CCTA Preventative Maintenance	\$1,393,407	\$1,425,188	\$1,434,775	\$1,500,000	Total: PE: ROW: CON:		\$1,042,143	Transit	STP Transfer 80 % Federal 0 % State 20 % Local	Pending award of funds to CCTA.
VTrans Number:										<u>VTrans PM:</u> Transit
TR054(4)-PM CCTA Preventative Maintenance	\$15,000	\$30,000	\$30,000		Total: PE: ROW: CON:			Transit	STP Transfer/CMAQ 80 % Federal 0 % State 20 % Local	Additional trip on Burlington-Montpelier link due to standees.
Burlington-Montpelier Additional Trip VTrans Number:										<u>VTrans PM:</u> Transit
TR054(5)-PM CCTA Preventative Maintenance		\$15,700	\$30,000	\$32,500	Total: PE: ROW: CON:			Transit	STP Transfer 80 % Federal 0 % State 20 % Local	Pending award of funds to CCTA. (Burlington-Montpelier 6:45 AM trip)
Burlington-Montpelier 6:45 AM Trip VTrans Number:										<u>VTrans PM:</u> Transit
TR067-PM CCTA Preventative Maintenance	\$9,800	\$56,000	\$58,800	\$61,740	Total: PE: ROW: CON:			Transit	STP Transfer/CMAQ 80 % Federal 0 % State 20 % Local	Pending award of funds to CCTA. (Hinesburg route)
Route 116 Route VTrans Number:										<u>VTrans PM:</u> Transit
TR068-PM CCTA Preventative Maintenance			\$86,000	\$172,000	Total: PE: ROW: CON:			Transit	STP Transfer 80 % Federal 0 % State 20 % Local	Pending award of funds to CCTA. (Cambridge route)
Cambridge Route VTrans Number:		CIRC Alternative Project								<u>VTrans PM:</u> Transit

* Future project costs escalated at a rate of 2% per year.

CCRPC # Project Location	FY15-18 Federal Funds				Other Project Information					
	FY15 Phase	FY16 * Phase	FY17 * Phase	FY18 * Phase	Total Cost fed+state+local in 2014 Dollars	Fed. Funds Obligated Thru FY13	FY14 Fed Funds Phase	Project Use Category	Federal Funding Source	Remarks
TR084-PM CCTA Preventative Maintenance Williston Mid-Day VTrans Number:			\$15,335	\$21,600	Total: PE: ROW: CON:			Transit	STP Transfer 80 % Federal 20 % State 0 % Local	Pending award of funds to CCTA. (Williston Mid-day) <u>VTrans PM:</u> Transit
TR085-PM CCTA Preventative Maintenance Essex Evening VTrans Number:	\$25,000	\$35,000	\$35,000	\$35,000	Total: PE: ROW: CON:			Transit	STP Transfer/CMAQ 80 % Federal 0 % State 20 % Local	Pending award of funds to CCTA. (Essex Evening route) <u>VTrans PM:</u> Transit
TR054(4)-S CCTA Service - Burlington-Montpelier Inter-Regional Bus Service Burlington-Montpelier VTrans Number:	\$15,711				Total: PE: ROW: CON:		\$29,000	Transit	CMAQ 80 % Federal 0 % State 20 % Local	Additional trip on Burlington-Montpelier link due to standees. Pending award of funds to CCTA. <u>VTrans PM:</u> Transit
TR054(5)-S CCTA Service - Burlington-Montpelier Inter-Regional Bus Service Burlington-Montpelier VTrans Number:	\$25,137	\$15,700			Total: PE: ROW: CON:		\$25,000	Transit	CMAQ 80 % Federal 0 % State 20 % Local	6:45 AM trip added due to overcrowding. Pending award of funds to CCTA. <u>VTrans PM:</u> Transit
TR068-S CCTA Service - Cambridge Route Cambridge Route VTrans Number:	\$174,440	\$172,000	\$86,000		Total: PE: ROW: CON:		\$172,000	Transit	CMAQ 80 % Federal 20 % State 0 % Local	Pending award of funds to CCTA. <u>VTrans PM:</u> Transit

* Future project costs escalated at a rate of 2% per year.

CCRPC # Project Location	FY15-18 Federal Funds				Other Project Information					
	FY15 Phase	FY16 * Phase	FY17 * Phase	FY18 * Phase	Total Cost fed+state+local in 2014 Dollars	Fed. Funds Obligated Thru FY13	FY14 Fed Funds Phase	Project Use Category	Federal Funding Source	Remarks
TR085-S CCTA Service - Essex Evening Essex VTrans Number:	\$9,550				Total: PE: ROW: CON:		\$36,663	Transit	CMAQ 80 % Federal 0 % State 20 % Local	Pending award of funds to CCTA. VTrans PM: Transit
TR067-S CCTA Service - Hinesburg Route Hinesburg Route VTrans Number:	\$49,800				Total: PE: ROW: CON:		\$61,000	Transit	CMAQ 80 % Federal 0 % State 20 % Local	Pending award of funds to CCTA. VTrans PM: Transit
TR074-S CCTA Service - Milton Route Milton VTrans Number:	\$160,000	\$160,000	\$165,000	\$169,750	Total: PE: ROW: CON:		\$177,804	Transit	CMAQ 80 % Federal 0 % State 20 % Local	Pending award of funds to CCTA. VTrans PM: Transit
TR086-S CCTA Service - Milton/Colchester to Burlington VTrans Number:	\$28,125	\$28,969	\$29,838		Total: PE: ROW: CON:			Transit	CMAQ 80 % Federal 20 % State 0 % Local	Additional stops in Colchester on Milton route. VTrans PM: Transit
TR077-S CCTA Service - North Avenue Increased Peak Frequencies North Avenue VTrans Number:		\$321,000	\$321,000	\$321,000	Total: PE: ROW: CON:			Transit	CMAQ 80 % Federal 0 % State 20 % Local	15-minute service. Pending award of funds to CCTA. VTrans PM: Transit

* Future project costs escalated at a rate of 2% per year.

CCRPC # Project Location	FY15-18 Federal Funds				Other Project Information					
	FY15 Phase	FY16 * Phase	FY17 * Phase	FY18 * Phase	Total Cost fed+state+local in 2014 Dollars	Fed. Funds Obligated Thru FY13	FY14 Fed Funds Phase	Project Use Category	Federal Funding Source	Remarks
TR064-S CCTA Service - US2 Corridor US2 VTrans Number:	\$710,000	\$710,229	\$739,776	\$761,969	Total: PE: ROW: CON:		\$677,000	Transit	CMAQ 80 % Federal 20 % State 0 % Local	Pending award of funds to CCTA. VTrans PM: Transit
TR084-S CCTA Service - Williston Mid-Day Williston Mid-Day VTrans Number:	\$21,600	\$21,600	\$15,335		Total: PE: ROW: CON:		\$21,600	Transit	CMAQ 80 % Federal 0 % State 20 % Local	Pending award of funds to CCTA. VTrans PM: Transit
TR075B Paratransit Rolling Stock - ADA Sedans, Expansion VTrans Number:		\$22,500			Total: PE: ROW: CON:			Transit	STP Transfer 80 % Federal 10 % State 10 % Local	Pending award of funds to CCTA. VTrans PM: Transit
TR075A Paratransit Rolling Stock - ADA Sedans, Replacement VTrans Number:	\$40,000	\$45,000	\$24,500	\$110,000	Total: PE: ROW: CON:		\$48,000	Transit	STP Transfer 80 % Federal 10 % State 10 % Local	Pending award of funds to CCTA. VTrans PM: Transit
TR004 Paratransit Rolling Stock - ADA Vans VTrans Number:	\$125,750		\$204,000	\$140,000	Total: PE: ROW: CON:		\$58,240	Transit	STP Transfer 80 % Federal 10 % State 10 % Local	CCTA vans for ADA service. Funding pending award of funds. VTrans PM: Transit

* Future project costs escalated at a rate of 2% per year.

CCRPC # Project Location	FY15-18 Federal Funds				Other Project Information					
	FY15 Phase	FY16 * Phase	FY17 * Phase	FY18 * Phase	Total Cost fed+state+local in 2014 Dollars	Fed. Funds Obligated Thru FY13	FY14 Fed Funds Phase	Project Use Category	Federal Funding Source	Remarks
TR060B Paratransit Rolling Stock - Elderly & Disabled Vans, Essex	\$65,000		\$58,240		Total:			Transit	VT. Sec. 5310	Pending award of funds to CCTA.
VTrans Number:					PE:				80 % Federal	
					ROW:				10 % State	
					CON:				10 % Local	<u>VTrans PM:</u> Transit
TR060A Paratransit Rolling Stock - Elderly & Disabled Vans/Mini- Vans	\$315,000	\$200,000	\$203,000	\$405,000	Total:		\$291,200	Transit	VT. Sec. 5310	Funding pending award.
VTrans Number:					PE:				80 % Federal	
					ROW:				10 % State	
					CON:				10 % Local	<u>VTrans PM:</u> Transit
TR080 Paratransit Scheduling Software and Hardware	\$600,000				Total:		\$500,800	Transit	FTA Sec. 5309	Funds awarded to VTrans. Pending award of funds to CCTA.
VTrans Number:					PE:				80 % Federal	
					ROW:				20 % State	
					CON:				0 % Local	<u>VTrans PM:</u> Transit
IN001C Regional Transit Center - Downtown Burlington	\$6,416,146	\$3,000,000			Total:		\$548,000 CON	Intermodal	STP Transfer	Construction cost for regional transit center. \$548,000 from FY13 transfer.
VTrans Number:					PE:				80 % Federal	
					ROW:				10 % State	
					CON:				10 % Local	<u>VTrans PM:</u> Transit
TR082 Transit Shelters in Circ Study Area	\$150,000				Total:	\$512,000		Transit	STP	Construction solar shelters with bike racks in Colchester and Essex (VT15) and 6 solar shelters with bike racks in Williston (US2 and VT2A).
VTrans Number:		CIRC Alternative Project			PE:				80 % Federal	
					ROW:				20 % State	
					CON:				0 % Local	<u>VTrans PM:</u> Transit

* Future project costs escalated at a rate of 2% per year.

CCRPC # Project Location	FY15-18 Federal Funds				Other Project Information					
	FY15 Phase	FY16 * Phase	FY17 * Phase	FY18 * Phase	Total Cost fed+state+local in 2014 Dollars	Fed. Funds Obligated Thru FY13	FY14 Fed Funds Phase	Project Use Category	Federal Funding Source	Remarks

Underhill

BP077 VT15/Underhill Flats Sidewalks	\$300,000 CON				Total: \$428,000 PE: \$62,500 ROW: CON: \$365,500		\$50,000 PE	Bike/ Pedestrian	STP 80 % Federal 10 % State 10 % Local	2013 Bike/Ped Grant for construction of 2,640 feet of sidewalk along VT15 from Park St. to Dumas. VTrans PM: Kaplan, Jon
VTrans Number: STP BP13(5)										

Williston

BP082 Harvest Lane Sidewalk	\$164,000 CON				Total: \$255,000 PE: \$50,000 ROW: \$0 CON: \$205,000		\$40,000 PE	Bike/ Pedestrian	STP 80 % Federal 0 % State 20 % Local	\$203,000 Transportation Alternatives grant for 1,325 feet of sidewalk on Harvest Lane. VTrans PM: Scribner, Sue
VTrans Number: TAP TA14(3)										

HC016A I-89 Exit 12 Improvements - Stage 1					Total: \$2,000,000 PE: ROW: CON:			Capacity Expansion	NHPP/STP % Federal % State % Local	CIRC Alt Phase III project. New shared use path under I-89 and new VT2A lane from Marshall Ave to I-89 NB ramp. VTrans PM: CIRC Alternative
VTrans Number: CIRC Alternative Project - Funding schedule to be determined										

HC016B I-89 Exit 12 Improvements - Stage 2					Total: \$8,500,000 PE: ROW: CON:			Capacity Expansion	NHPP/STP % Federal % State % Local	CIRC Alt Phase III project. New grid streets and at grade intersection on VT2A. VTrans PM: CIRC Alternative
VTrans Number: CIRC Alternative Project - Funding schedule to be determined										

* Future project costs escalated at a rate of 2% per year.

CCRPC # Project Location	FY15-18 Federal Funds				Other Project Information					
	FY15 Phase	FY16 * Phase	FY17 * Phase	FY18 * Phase	Total Cost fed+state+local in 2014 Dollars	Fed. Funds Obligated Thru FY13	FY14 Fed Funds Phase	Project Use Category	Federal Funding Source	Remarks
HC016C I-89 Exit 12 Improvements - Stage 3					Total: \$21,000,000 PE: ROW: CON:			Capacity Expansion	NHPP/STP % Federal % State % Local	CIRC Alt Phase III project. Diverging diamond interchange
VTrans Number:	CIRC Alternative Project - Funding schedule to be determined				VTrans PM: CIRC Alternative					
HC016D I-89 Exit 12 Improvements - Stage 4					Total: PE: ROW: CON:			Capacity Expansion	NHPP/STP % Federal % State % Local	CIRC Alt Phase III project. VT 2A Boulevard Upgrade from grid street intersection to Taft Corners
VTrans Number:	CIRC Alternative Project - Funding schedule to be determined				VTrans PM: CIRC Alternative					
BP072 Meadow Run to Alliance Church Path	\$250,000 CON				Total: PE: ROW: CON: \$719,153	\$123,190	\$250,000 CON	Bike/ Pedestrian	STP 80 % Federal 0 % State 20 % Local	Project includes \$250,000 TA grant. Balance of project cost to be funded by Williston.
VTrans Number: TAP TA13(3)					VTrans PM: Kaplan, Jon					
HP122 Mountain View Road Shoulder Improvements					Total: \$3,500,000 PE: ROW: CON:			Bike/ Pedestrian	STP 80 % Federal 20 % State 0 % Local	CIRC Alt Phase III project. Shoulder improvements for bike/ped use. Project includes shoulders on Redmond Road to IBM access road.
VTrans Number:	CIRC Alternative Project - Funding schedule to be determined				VTrans PM: CIRC Alternative					
BP067 South Brownell Sidewalk Connector					Total: \$175,000 PE: \$48,000 ROW: \$17,000 CON: \$110,000	\$38,918	\$60,000 CON	Bike/ Pedestrian	STP 80 % Federal 10 % State 10 % Local	2012 Bike/Ped Grant.
VTrans Number: STP BIKE(52)	Funds to be obligated in FY14				VTrans PM: Perrigo, Joel					

* Future project costs escalated at a rate of 2% per year.

CCRPC # Project Location	FY15-18 Federal Funds				Other Project Information					
	FY15 Phase	FY16 * Phase	FY17 * Phase	FY18 * Phase	Total Cost fed+state+local in 2014 Dollars	Fed. Funds Obligated Thru FY13	FY14 Fed Funds Phase	Project Use Category	Federal Funding Source	Remarks
BP079 US2 Shared Use Path - Taft Corners to Williston Village					Total: \$2,800,000 PE: ROW: CON:			Bike/ Pedestrian	STP 80 % Federal 20 % State 0 % Local	CIRC Alt Phase III project.
VTrans Number:	CIRC Alternative Project - Funding schedule to be determined				VTrans PM: CIRC Alternative					
HP010 US2/Industrial Avenue Intersection			\$3,126,420 CON		Total: \$4,706,237 PE: \$600,000 ROW: \$400,000 CON: \$3,706,237	\$926,430	\$460,000 ROW	Function and Performance Preservation	STP 80 % Federal 20 % State 0 % Local	Reconstruction of intersection and resurfacing of US2 from S. Burlington line east 1.5 miles.
VTrans Number: STP M 5500(7)S					VTrans PM: Martin, Bruce					
HP109 US2/Trader Lane Traffic Signal	\$60,000 ROW		\$998,784 CON		Total: \$1,425,000 PE: \$150,000 ROW: \$75,000 CON: \$1,200,000		\$350,000 PE/ROW	Function and Performance Preservation	STP 80 % Federal 20 % State 0 % Local	CIRC Alternatives Phase II implementation project.
VTrans Number: STPG 5500(14)	CIRC Alternative Project				VTrans PM: Traffic Operations					
HP105 VT2A Paving	\$1,087,680 CON				Total: \$1,620,000 PE: \$300,000 ROW: CON: \$1,320,000	\$81,080		Function and Performance Preservation	NHPP 80 % Federal 20 % State 0 % Local	Paving 1.15 miles of VT2A in Williston. 2.9 miles north of St. George line extending north 1.035 miles.
MM 2.77 to 3.92 VTrans Number: NH 2949(1)					VTrans PM: Fowler, Mike					
BP080 VT2A Taft Corners Area Sidewalk/Shared Use Path					Total: \$450,000 PE: ROW: CON:			Bike/ Pedestrian	STP 80 % Federal 20 % State 0 % Local	CIRC Alt Phase III project. Project to fill gaps south of US2 and between Knight Ln and O'Brien Ct.
VTrans Number:	CIRC Alternative Project - Funding schedule to be determined				VTrans PM: CIRC Alternative					

* Future project costs escalated at a rate of 2% per year.

CCRPC # Project Location	FY15-18 Federal Funds				Other Project Information					
	FY15 Phase	FY16 * Phase	FY17 * Phase	FY18 * Phase	Total Cost fed+state+local in 2014 Dollars	Fed. Funds Obligated Thru FY13	FY14 Fed Funds Phase	Project Use Category	Federal Funding Source	Remarks
HP123 VT2A/Industrial Avenue/Mountain View Road Intersection Improvements					Total: \$5,300,000 PE: ROW: CON:			Capacity Expansion	STP 80 % Federal 20 % State 0 % Local	CIRC Alt Phase III project. Project includes new two- way left-turn lane between Industrial Ave and River Cove Rd.
VTrans Number:	CIRC Alternative Project - Funding schedule to be determined				VTrans PM: CIRC Alternative					
HP090 VT2A/James Brown Drive Traffic Signal			\$2,080,800 CON		Total: \$2,507,816 PE: \$418,628 ROW: \$200,000 CON: \$1,889,188	\$300,000	\$125,000 ROW	Capacity Expansion	STP 100 % Federal 0 % State 0 % Local	CIRC Alt Phase I project. Traffic signal at James Brown Drive with pedestrian phasing and crosswalks, two-way left- turn lane from River Cove Rd. to Eastview Dr., sidewalk on east side of VT2A.
VTrans Number: STP HES 5500(12)	CIRC Alternative Project				VTrans PM:					
IN004A Williston Park and Ride	\$300,000 ROW		\$1,456,560 CON		Total: \$1,997,961 PE: \$277,961 ROW: \$300,000 CON: \$1,400,000	\$185,000		Intermodal	CMAQ 100 % Federal 0 % State 0 % Local	Construct replacement park and ride lot near I-89 Exit 12.
New park and ride lot south of I-89 VTrans Number: CMG PARK(29)					VTrans PM: Davis, Wayne					
Winooski										
HP113 Winooski Circulator	\$300,000 CON				Total: \$520,528 PE: \$200,528 ROW: \$20,000 CON: \$300,000		\$100,000 PE	Function and Performance Preservation	Safety 100 % Federal 0 % State 0 % Local	\$100,000 for PE in FY13 from project OT001 Regional Safety.
VTrans Number: HES 5100(13)					VTrans PM:					

* Future project costs escalated at a rate of 2% per year.

Section 3: Summary of Financial Statistics

CCRPC FY2015-2018 TIP Funding by Project Use Category

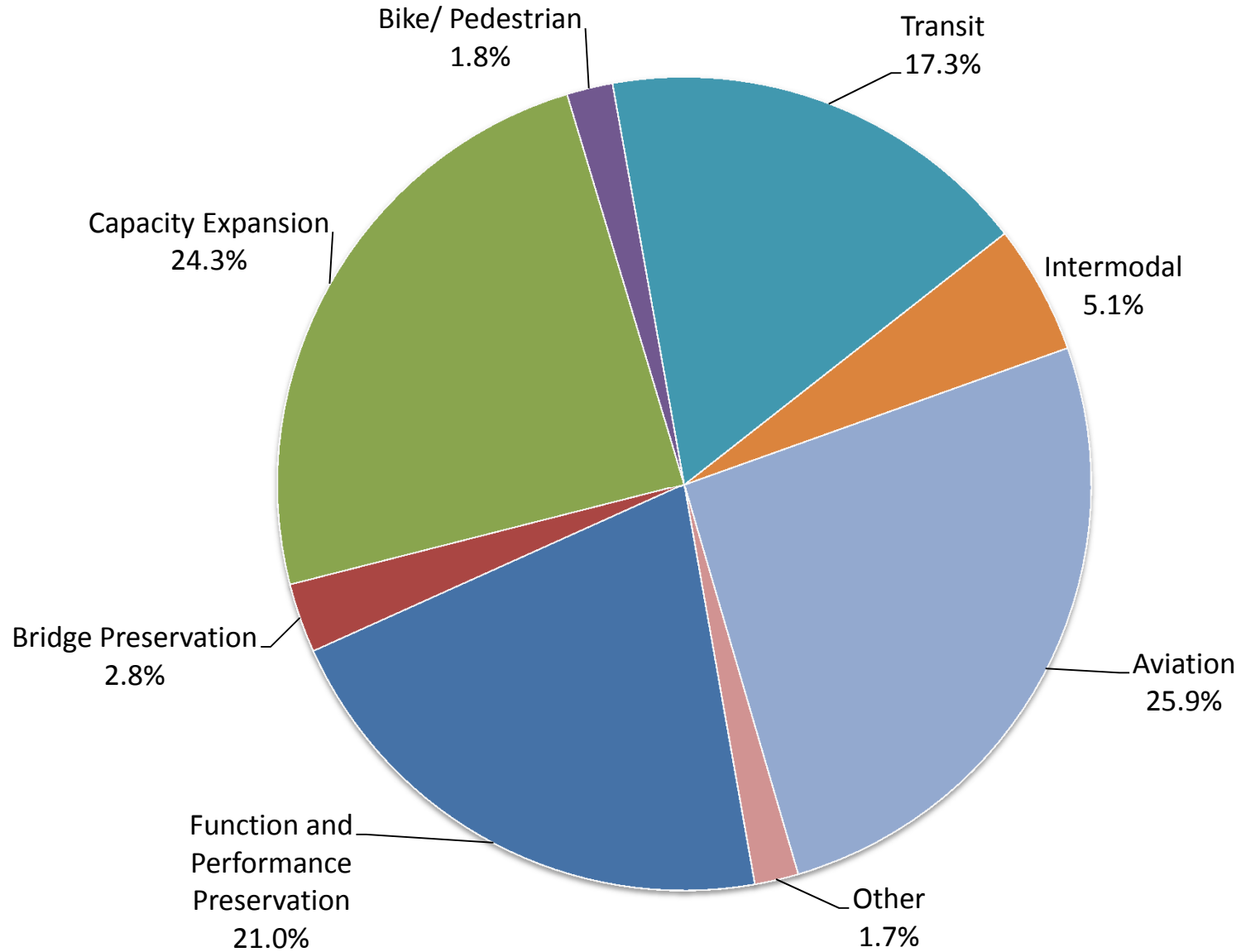
<i>Funding Uses</i>	FY15 Federal Funds	FY16 Federal Funds	FY17 Federal Funds	FY18 Federal Funds
Function and Performance Preservation	\$15,245,788	\$12,337,380	\$20,590,185	\$2,046,906
Bridge Preservation	\$3,616,000	\$1,136,032	\$1,440,000	\$400,000
Capacity Expansion	\$3,931,500	\$21,316,300	\$19,538,712	\$13,265,100
Bike/ Pedestrian	\$2,650,750	\$972,052	\$370,000	\$370,000
Transit	\$11,054,763	\$11,344,902	\$10,601,506	\$8,197,488
Intermodal	\$7,266,146	\$3,500,000	\$1,456,560	
Aviation	\$5,560,000	\$14,185,000	\$28,260,000	\$13,870,000
Other	\$2,360,000	\$600,000	\$600,000	\$600,000
Total	\$51,684,947	\$65,391,666	\$82,856,963	\$38,749,494

Note: Many projects listed in the categories Function and Performance Preservation, Bridge Preservation and Capacity also include improvements to bike/pedestrian facilities.

CCRPC FY2015-2018 TIP Funding by Federal Funding Source and Constraint Status

<i>Federal Funding Sources and Constraint Status</i>	FY15	FY16	FY17	FY18
FHWA Constrained Funds				
National Highway Preservation Program (NHPP)	\$3,122,788	\$6,120,000	\$3,352,252	
Surface Transportation Program (STP)	\$11,793,000	\$12,620,332	\$25,852,355	\$13,710,100
To Be Determined (NHPP or STP)	\$840,000	\$840,000	\$840,000	\$840,000
FHWA Constrained Total	\$15,755,788	\$19,580,332	\$30,044,607	\$14,550,100
FHWA Non-Constrained Funds				
National Highway Preservation Program (NHPP)	\$600,000			
STP CIRC Alternatives	\$1,790,000	\$6,242,800	\$4,245,440	\$1,295,906
VTrans Bike/Ped or Transportation Alternatives Grant	\$1,833,150	\$602,052		
Local Transportation Assistance Program (LTAP)	\$16,000	\$16,000	\$16,000	\$16,000
Modificatons and OVERRUNS (NHPP or STP)	\$500,000	\$500,000	\$500,000	\$500,000
FHWA Non-Constrained Total	\$4,739,150	\$7,360,852	\$4,761,440	\$1,811,906
FHWA Transfer to FTA				
Congestion, Mitigation, Air Quality (CMAQ)	\$624,363	\$559,269	\$1,908,733	\$321,000
STP Transfer	\$9,618,173	\$7,506,154	\$5,161,299	\$3,311,100
To Be Determined (STP Transfer or CMAQ)	\$919,800	\$991,229	\$1,028,576	\$1,028,459
FHWA Transfer to FTA Total	\$11,162,336	\$9,056,652	\$8,098,608	\$4,660,559
Federal Earmark or Grant Funds				
SAFETEA-LU Earmark	\$4,979,100	\$3,690,700		
Regional Recreational Trails	\$70,000	\$70,000	\$70,000	\$70,000
Safety (Includes CIRC Alt project Exit 16 Improvements)	\$1,200,000	\$6,159,880	\$7,662,850	\$250,000
Ferry Boat Program	\$1,760,000			
Earmark or Grant Total	\$8,009,100	\$9,920,580	\$7,732,850	\$320,000
Federal Transit Administration (FTA) Funds				
FTA Section 5307 Formula Funds	\$2,500,000	\$2,600,000	\$2,700,000	\$2,800,000
FTA Section 5309	\$3,100,000	\$2,000,000	\$500,000	
FTA Section 5339(d)(2)	\$161,000	\$165,830	\$170,805	\$175,929
FTA Section 5310 Urban Allocation	\$156,000	\$156,000	\$156,000	\$156,000
Elderly & Disabled Transportation	\$380,000	\$200,000	\$261,240	\$405,000
Transfer from FTA 5311 to FTA 5307	\$161,573	\$166,420	\$171,413	
FTA Funds	\$6,458,573	\$5,288,250	\$3,959,458	\$3,536,929
Airport Improvement Program (AIP)	\$5,560,000	\$14,185,000	\$28,260,000	\$13,870,000
Total AIP	\$5,560,000	\$14,185,000	\$28,260,000	\$13,870,000
CCRPC TIP TOTAL	\$51,684,947	\$65,391,666	\$82,856,963	\$38,749,494

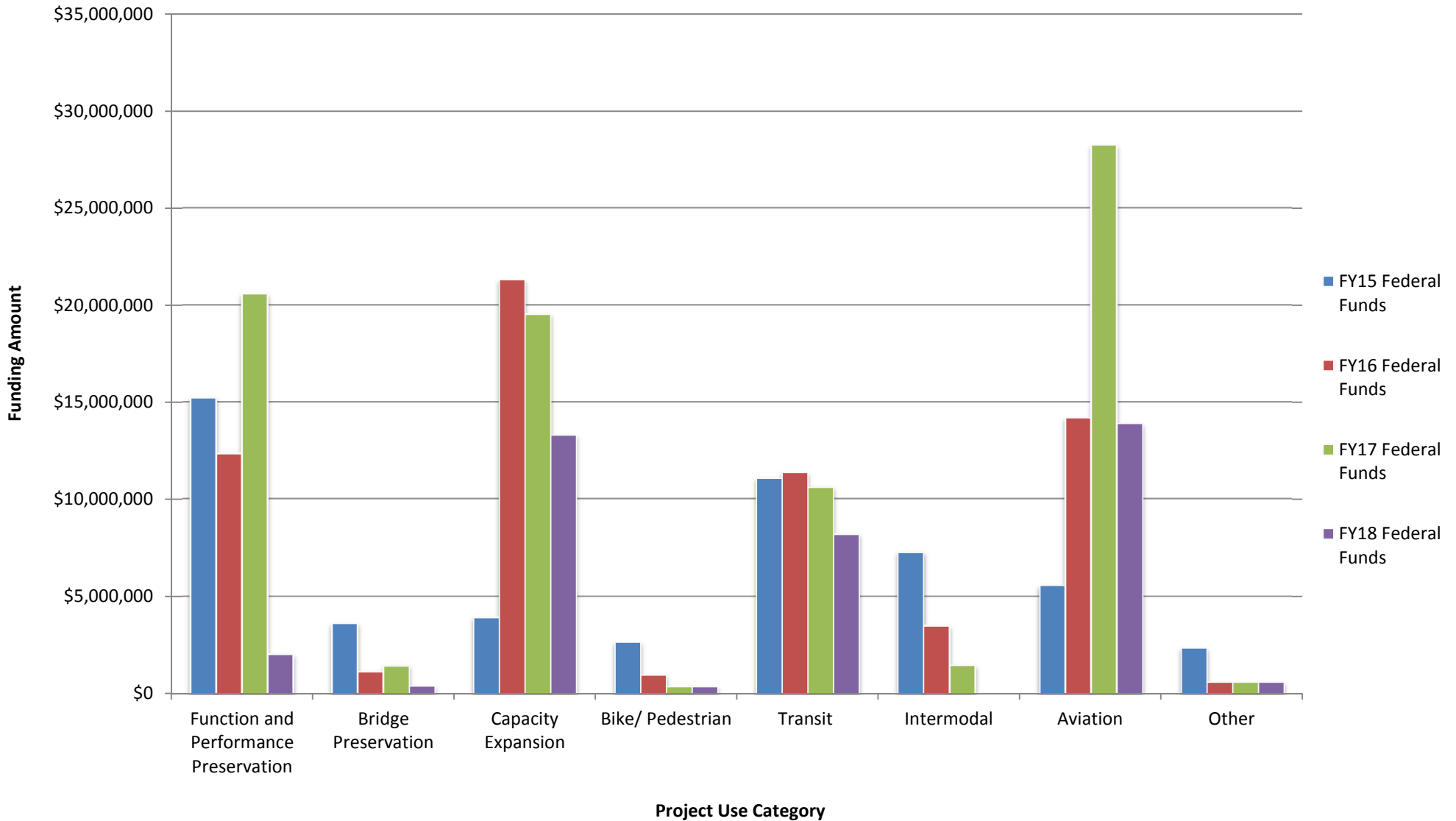
CCRPC FY2015-2018 TIP Funding by Project Use Category



Note: Many projects included in the categories Function and Performance Preservation, Bridge Preservation and Capacity also include improvements to bike/pedestrian facilities.



CCRPC FY2015-2018 TIP: Funding Uses By Year



Note: Many projects included in the categories Function and Performance Preservation, Bridge Preservation and Capacity also include improvements to bike/pedestrian facilities.



Federal Funds Actually Obligated in Chittenden County

FY2004 - FY2013

Funds by Project Use Category

<i>Uses</i>	FY04	FY05	FY06	FY07	FY08	FY09	FY10	FY11	FY12	FY13	Average by Use Category
Function and Performance Preservation	\$11,944,626	\$4,803,894	\$8,668,415	\$6,564,438	\$10,176,050	\$17,242,770	\$10,920,402	\$9,672,092	\$16,672,539	\$19,377,378	\$11,604,260
Bridge Preservation	\$1,208,684	\$10,593,165	\$4,733,611	\$3,592,386	\$2,538,850	\$10,994,182	\$12,560,264	\$7,700,837	\$10,982,022	\$16,406,162	\$8,131,016
Capacity Expansion	\$28,490,024	\$26,440,928	\$12,839,604	\$7,878,020	\$2,820,823	\$1,232,868	\$3,097,777	\$4,518,298	\$409,830	\$259,596	\$8,798,777
Bike/ Pedestrian	\$825,509	\$1,784,111	\$1,131,588	\$1,328,819	\$2,065,276	\$613,760	\$3,194,984	\$3,354,588	\$3,822,312	\$1,843,823	\$1,996,477
Transit	\$5,033,545	\$4,518,155	\$2,950,598	\$5,834,901	\$7,847,728	\$6,343,439	\$4,525,357	\$7,024,165	\$6,440,097	\$6,049,318	\$5,656,730
Intermodal	\$191,451	\$620,000		\$50,000	\$1,000,000	\$340,000	\$65,000	\$426,100	\$2,098,000	\$830,251	\$624,534
Other	\$161,000	\$253,059	\$213,000	\$1,228,080	\$2,516,885	\$836,816				\$150,837	\$765,668
Total	\$47,854,839	\$49,013,312	\$30,536,816	\$26,476,644	\$28,965,612	\$37,603,835	\$34,363,784	\$32,696,080	\$40,424,800	\$44,917,365	\$37,285,309

Percent of Total by Project Use Category

<i>Uses</i>	FY04	FY05	FY06	FY07	FY08	FY09	FY10	FY11	FY12	FY13	Average Percent by Use FY04-FY13
Function and Performance Preservation	25.0%	9.8%	28.4%	24.8%	35.1%	45.9%	31.8%	29.6%	41.2%	43.1%	31.1%
Bridge Preservation	2.5%	21.6%	15.5%	13.6%	8.8%	29.2%	36.6%	23.6%	27.2%	36.5%	21.8%
Capacity Expansion	59.5%	53.9%	42.0%	29.8%	9.7%	3.3%	9.0%	13.8%	1.0%	0.6%	23.6%
Bike/ Pedestrian	1.7%	3.6%	3.7%	5.0%	7.1%	1.6%	9.3%	10.3%	9.5%	4.1%	5.4%
Transit	10.5%	9.2%	9.7%	22.0%	27.1%	16.9%	13.2%	21.5%	15.9%	13.5%	15.2%
Intermodal	0.4%	1.3%	0.0%	0.2%	3.5%	0.9%	0.2%	1.3%	5.2%	1.8%	1.7%
Other	0.3%	0.5%	0.7%	4.6%	8.7%	2.2%	0.0%	0.0%	0.0%	0.3%	2.1%
Total	100.0%	100.0%	100.0%	100.0%	100.0%	100.0%	100.0%	100.0%	100.0%	100.0%	100.0%

Note: Certain projects included in the categories Function and Performance Preservation, Bridge Preservation and Capacity include bike/pedestrian facilities not included in the Bike/Pedestrian category.



CCRPC Commission

June 18, 2014

Agenda Item 8: Chair Action Item

ad hoc TMDL Committee Appointments

Issues:	<p>There is an ad hoc TMDL Committee to be appointed to provide input to the Department of Environmental Conservation and the 2015 legislative session regarding the Lake Champlain TMDL implementation. For more detail see the proposed Lake Champlain TMDL Implementation Plan. This effort will also help implement the <i>2013 Chittenden County ECOS Plan</i>.</p> <p>Volunteers are being sought for this committee. The purpose of the committee will be to review proposed programs and funding alternatives for implementing the Lake Champlain TMDL. Particular focus will be on: Stormwater Runoff for Municipal Roads (p.81); Stormwater Runoff for Existing Developed Lands (p.82); Stormwater Runoff from New Development (p.83); Stormwater Master Planning (p.85); and, Funding and Capacity (p.117).</p> <p>Our work will be shared with DEC to assist them in developing “a report on statewide water quality improvement programs that the General Assembly required in a recently enacted statute with a deadline of November 15, 2014. (2014 Acts and Resolves No. 97, Sec. 1(c) as amended by H.650).”</p>
Staff Recommendation:	Recommend that the Board Chair appoint committee members as appropriate.
For more information contact:	Charlie Baker, Executive Director cbaker@ccrpcvt.org ; 802-846-4490 x23