



Agenda

Executive Committee

Wednesday, October 2, 2019 – 5:45 p.m.

Small Conference Room, CCRPC Offices

110 West Canal Street, Suite 202, Winooski, VT

1. Changes to the Agenda, Members' Items
2. Approval of September 4, 2019 Joint Executive & Finance Committee Minutes* (Action)
3. Act 250 & Sec 248 Applications
 - a. *none this month*
4. FY21 Municipal Dues* (Action)
5. Circ Alternatives status report preparation* (Discussion)
6. Chair/Executive Director Report (Discussion)
 - a. Community Justice Summit
 - b. Transportation Climate Initiative
 - c. Regional Dispatch
 - d. Net metering preferred sites
 - e. Legislative Breakfast topics
7. Review Agenda for October 16, 2019 Board Meeting* (Discussion)
8. Other Business (Discussion)
9. Executive Session – to discuss potential litigation (Action)
10. Adjournment (Action)

*Attachments

NEXT MEETING – Executive Committee – Wed. November 6, 2019; 5:45 p.m.

CHITTENDEN COUNTY REGIONAL PLANNING COMMISSION
JOINT EXECUTIVE & FINANCE COMMITTEE MEETING MINUTES
DRAFT

DATE: Wednesday, September 4, 2019
TIME: 5:45 p.m.
PLACE: CCRPC Offices, 110 W. Canal Street, Suite 202; Winooski, VT 05404
PRESENT: Mike O'Brien, Chair
Catherine McMains, Vice Chair Barbara Elliott, At Large <5000
John Zicconi, Secretary-Treasurer Chris Shaw, At Large >5000
Chris Roy, Immediate Past Chair
STAFF: Eleni Churchill, Transportation Program Mgr.
Forest Cohen, Senior Business Mgr. Emily Nosse-Leirer, Senior Planner
Amy Irvin Witham, Business Office Associate

The meeting was called to order at 5:45 p.m. by the Chair, Mike O'Brien.

1. Changes to the Agenda, Members' Items. There were no changes to the agenda.

2. Approval of July 17, 2019 Executive Committee Minutes.

Catherine noted one technical correction on Page 2, Line 3 to add the word "of" into the sentence [...] "*CCRPC has reviewed the constraints that exist on the site of the proposed project*".

JOHN ZICCONI MADE A MOTION, SECONDED BY BARBARA ELLIOTT, TO APPROVE THE MINUTES WITH EDITS. MOTION CARRIED UNANIMOUSLY.

3. Draft FY19 Year End Financial Reports

Forest Cohen provided a fiscal year-end financial brief for FY19 covering the period of July 2018 through June 2019. Forest noted he and Charlie intend to close out the People's Bank accounts within the month and funds will be transferred into our new Opportunities Credit Union accounts. Forest reviewed the Balance Sheet: Cash in Checking, including the Opportunities Credit Union account (operating) at \$74,482; Cash in Savings, (match) \$1001; Cash in Money Market, including Opportunities Credit Union account, and CD's (reserve) \$201,936. Current assets over liabilities \$533,617. Deferred Income Communities is at 0. Income Statement: Unaudited FY19 Year End Income is negative (\$58,247). Forest noted, although FY19 was a difficult year, we improved our budgeted deficit by approximately \$40,000. Expenses: Forest expenses were in control, at under 97% of budget and a more positive financial year is expected for FY20. Staff billing was noteworthy, at 99.4% despite the low FY19 indirect rate at 68%. Chris Roy asked about the FY20 indirect rate, Forest explained it was negotiated at 80%. Mike O'Brien asked Forest to provide an explanation of the indirect rate. Forest explained, the indirect rate is negotiated each year with VTrans. The indirect rate reimburses the CCRPC for "overhead" items like rent, utilities, and administrative work. There are federal rules that we must follow when negotiating the rate, however, there are no prescribed rates or caps. Because the rates are based on estimates of future financial periods, the rates are not typically exactly in line with actual experience. There is a mechanism built into the process where an overestimation or an underestimation is remedied in the future period by increasing or decreasing the indirect rate. Due to these factors, we sometimes have penalty years (such as FY19) where our rate is low, and we ran a deficit. We have an MOU with the State of Vermont that allows VTrans to review and approve our rates, and we are very grateful for this. Forest told the members the audit field work for FY19 has been completed. Forest has already performed the annual adjusting entry for the pension system liability, and it adds \$114,000 of

retirement expense to FY19. This is only book expense, but it will show up on the financial statements. As in past years, the auditors will break out the Operating results and the pension liability expense in the Audit Report so it's clear to the Board which is which. Forest noted we follow our auditor's advice and instruction in terms of the Pension, and we have no control over those numbers year to year. The recent audit seemed to go very well. The report will be presented by Fred Duplessis to the Executive Committee and then to the Board in November. Forest explained, we were conservative with cash earned in previous fiscal years used those funds to stay ahead during negative income years. The goal for the coming year will be to shift money into reserves as income stabilizes.

4. FY19 4th Quarter Journal Entries. Members reviewed the Quarterly Journal Entry reports distributed by Forest Cohen. CATHERINE MCMAINS MADE A MOTION, SECONDED BY JOHN ZICCONI TO APPROVE THE 4TH QUARTER JOURNAL ENTRIES. MOTION CARRIED UNANIMOUSLY.

5. Act 250 & Sec. 248 Applications:

- a. VELCO Sandbar Substation Upgrades; Milton; #19-3222-AN. Emily noted this project is located at 586 Bear Trap Road in Milton and is an upgrade to an existing substation that does not change the existing footprint. The project is located within the Rural Planning Area, ECOS plan and in general conformance with the planning areas of the 2018 Chittenden County Regional Plan. The project meets the intent of the Energy Goal (#17) of the 2018 ECOS Plan and complies with the plan's constraint policies. The letter is favorable. CCRPC will review the project location again, after the final application is submitted to confirm initial findings. BARBARA ELLIOTT MADE A MOTION, SECONDED BY CATHERINE MCMAINS, TO APPROVE THE LETTER TO VERMONT ELECTRIC POWER COMPANY, INC. MOTION CARRIED UNANIMOUSLY.
- b. ER Jericho Landfill Solar, LLC 1.6MW; Jericho; #19-3257-PET. Emily noted this is a second project for Jericho and very similar to a previous solar array. This project is for a 1.5MW Solar Array located off Ethan Allen road in Jericho Vt. The project location meets the suitability policies of the 2018 ECOS plan. The CCRPC is highly supportive of projects sited on previously developed sites like this parcel, which is a former gravel pit. CCRPC has reviewed the constraints that exist on the site of the proposed project and the final site plan and natural resources assessments confirm that these constraints are not impacted. CCRPC strongly supports locating renewable energy development on this site. BARBARA ELLIOTT MADE A MOTION, SECONDED BY CHRIS ROY, TO APPROVE THE LETTER TO WILSCHEK IARRAPINO LAW OFFICE, PLLC. MOTION CARRIED UNANIMOUSLY.
- c. Preferred site letter; Colchester; #19-2770-NMP. Emily noted that this for a 500kW solar project at 0 Creek Farm Road/3943 Roosevelt Highway, in Colchester Vt. The project complies with the 2018 ECOS Plan constraint policies. Emily noted Colchester is unique, as they use their Preferred Site Designation Scorecard. Colchester's Scorecard is incorporated by reference into the 2019 Colchester Town Plan. Sites designated by the scorecard should be equivalent to individual sites included in an adopted municipal plan. CCRPC granted an affirmative determination of energy compliance to the 2019 Colchester Town Plan with the understanding that the Scorecard would be used to designate sites as part of the municipal plan. CCRPC understands the Dept. of Public Service has questioned the validity of the Scorecard to designate preferred sites without a joint letter. Member discussion on the purpose of scorecard ensued. Emily explained the town uses the scorecard to categorize preferred sites. The CCRPC encourages the PUC to find the Scorecard is adequate to designate preferred sites in Colchester, for this project and going forward. The CCRPC supports the identification of the property at 0 Creek Farm Road/3943 Roosevelt Highway as a preferred site for net metering. CATHERINE MCMAINS MADE A MOTION, SECONDED BY BARBARA

ELLIOTT TO APPROVE THE LETTER TO VERMONT PUBLIC UTILITY COMMISSION. MOTION CARRIED UNANIMOUSLY.

d. FYI: Appeal of air pollution permit AOP-18-044; Colchester

JOHN ZICCONI RECUSED HIMSELF FOR THIS PORTION THE MEETING AND LEFT THE CONFERENCE ROOM AT 6:17p.m. Emily noted there is no action necessary at this time and she is presenting information only. We received a copy of the Appeal; Air Pollution Draft Permit AOP-18-044 regarding the Whitcomb Quarry located at 115 Whitcomb Street, Colchester VT. The objections are coming from surrounding property owners, Highpoint Center Area Association, Inc., Farrell/Antell Properties, LLP, TKP, LLC and Grandview Farms, Inc., located approximately 400 feet from Whitcomb Quarry. Member discussion ensued. Mike O'Brien stated he thinks the organization should stay out of this, unless there is a technical standpoint that needs to be addressed. Chris Roy noted the CCRPC is a statutory party and needed to be made aware of the appeal but agreed that no action should be taken at this time. The discussion ended. JOHN RETURNED TO THE MEETING AT 6:24p.m.

6. FY2020 Regional Board Members and Committee Appointments. Members discussed the current level of participation in the FY2020 Regional Board Members and Committee Appointments as per the bylaws. Mike stated he will reach out to our current members and alternates who are not currently signed up for any committees. Forest stated he will provide Mike with a contact list. NO ACTION TAKEN/NO ACTION NEEDED.

7. Chair/Executive Director Report:

- a. Building Homes Together – Year 3 Results to be released within the month. Eleni explained Regina has been working with partners on this. An event will be announced when data collection wraps up.
- b. Transportation Climate Initiative Forum. Eleni explained RPC's have been invited to join a consortium of Northeastern States and DC to investigate a cap and trade system for transportation emissions. Doing so could generate funding for Transportation projects to help reduce greenhouse gas emissions. We are currently unsure how this will work and how potential funding will be distributed. There is a lot to be determined, but we plan to explore the opportunity and have been asked to help VTrans host a forum with Northeast RPC on September 24. Once details are determined, a presentation will likely be scheduled at future TAC and BOARD meetings. John stated he would like to see more focus on smart traffic patterns, including signals that correlate to a reduction in emissions. Members discussed current infrastructure and initiatives in the area. Eleni mentioned a project coming up over the next two years to upgrade several traffic signals on Shelburne Road.
- c. Compensation Study. Forest stated Hickock and Boardman will conduct a compensation study this fall, to be completed by the end of December. We typically have a compensation study every 5 years.
- d. Clean Water Service Provider. Eleni stated this passed in the last legislative session and ANR started rulemaking to be complete by November of 2020.
- e. Amtrak Overnight Storage and Servicing Study. Eleni stated VTRANS and the City of Burlington asked the CCRPC to conduct an independent study on the feasibility of five sites in Burlington as overnight Amtrak storage sites, and the recommended site was on the waterfront by Union Station. Immediately following the publication, there was opposition to the findings and several public requests for documents related to the decision-making process. Eleni explained we stand by our methodology. Our report does not determine the final site, it makes a recommendation that VTrans can consider, along with other factors.

8. CCRPC September Meeting Agenda review. The Board agenda was in the packet, members reviewed the proposed agenda. Eleni reminded everyone there will be general RPC training session held from 5:15 – 6:00 p.m., and a light dinner will be available. Members wondered if enough time had been allocated for various items, but everyone agreed it should be fine, since the agenda is light.

9. Other Business. There was none.

10. Executive Session. There was none needed.

11. Adjournment. CHRIS ROY MADE A MOTION, SECONDED BY BARBARA ELLIOTT, TO ADJOURN THE JOINT EXECUTIVE & FINANCE COMMITTEE MEETING AT 6:55 PM. MOTION CARRIED UNANIMOUSLY.

Respectfully submitted,
Amy Irvin Witham

Chittenden County Regional Planning Commission

October 2, 2019

Agenda Item 4: Municipal Dues for FY21

FY2021 Municipal Dues

Background:

Each year the CCRPC assesses municipal dues that are primarily used to match federal transportation dollars for municipal and regional projects in Chittenden County.

The municipal dues assessment amounts are distributed among the member municipalities based on the Equalized Education Grand List (EEGL). Even with no increase in total dues, the dues for each municipality are adjusted each year consistent with their proportion of the EEGL. The most recent EEGL issued by the State of Vermont for Chittenden County is used in the FY21 tables. The January 2019 EEGL is available on Vermont Department of Taxes website.

The CCRPC had kept municipal dues level for fiscal years 2012 through 2014 following the merger. The dues were increased by 1.8% in FY15 based on the change in the Employment Cost Index (ECI) for State and Local Government employee Compensation, which is published by the U.S. Bureau of Labor Statistics (BLS). The Commission decided to level fund the dues again for FY16, FY17, FY18, and FY19. The increase in ECI for state and local government workers during the 12-month period ending June 2018 was 2.3%. The dues were increased by 2.3% for a total assessment of \$250,400 in FY20.

Table 1, included in the packet, presents the FY21 municipal dues table with a 0% increase for comparison. **Table 2** shows the same data with a 3% increase based on the same ECI information discussed above for the 12-month period ending June 2019. That report is included in the packet. The table published by the Vermont Department of taxes is also included for reference.

Staff proposes that dues be kept level for FY21, as they were just increased for this current fiscal year.

Recommendations:

Staff recommends that the Executive Committee increase municipal dues by 0% for FY21.

**For more
information
contact:**

Forest Cohen
fcohen@ccrpcvt.org, 861-0112

FY20 to FY21 Municipal Assessments

TABLE 1

EEG List			EEG List		1/18 - 1/19	1/18 - 1/19	0% Increase			
Municipality	January 2018	% of County	January 2019	% of County	\$ Change	% Change	CCRPC FY20	CCRPC FY21	FY20 - FY21	FY20 - FY21
							Assessment	Assessment	\$ Change	% Change
Bolton	1,273,400	0.58%	1,322,320	0.59%	\$ 48,920	1.07%	\$1,457	\$1,472	\$16	1.08%
Buels Gore	31,870	0.01%	37,250	0.02%	\$ 5,380	12.10%	\$36	\$41	\$5	13.77%
Burlington	46,527,460	21.25%	47,853,690	21.28%	\$ 1,326,230	0.11%	\$53,219	\$53,279	\$60	0.11%
Charlotte	9,342,670	4.27%	9,463,700	4.21%	\$ 121,030	-1.42%	\$10,686	\$10,537	-\$150	-1.40%
Colchester	22,907,990	10.46%	23,528,160	10.46%	\$ 620,170	-0.03%	\$26,202	\$26,196	-\$7	-0.03%
Essex Town*	27,084,630	12.37%	27,908,190	12.41%	\$ 823,560	0.30%	\$30,980	\$31,072	\$92	0.30%
Hinesburg	5,936,370	2.71%	6,184,550	2.75%	\$ 248,180	1.39%	\$6,790	\$6,886	\$96	1.41%
Huntington	2,166,750	0.99%	2,210,710	0.98%	\$ 43,960	-0.69%	\$2,478	\$2,461	-\$17	-0.69%
Jericho	6,439,820	2.94%	6,591,710	2.93%	\$ 151,890	-0.37%	\$7,366	\$7,339	-\$27	-0.37%
Milton	11,801,690	5.39%	12,114,140	5.39%	\$ 312,450	-0.08%	\$13,499	\$13,488	-\$11	-0.08%
Richmond	4,813,070	2.20%	4,972,650	2.21%	\$ 159,580	0.56%	\$5,505	\$5,536	\$31	0.57%
Shelburne	15,824,720	7.23%	16,105,190	7.16%	\$ 280,470	-0.94%	\$18,101	\$17,931	-\$169	-0.94%
South Burlington	31,302,220	14.30%	32,119,390	14.28%	\$ 817,170	-0.12%	\$35,804	\$35,761	-\$43	-0.12%
St. George	755,620	0.35%	841,670	0.37%	\$ 86,050	7.77%	\$864	\$937	\$73	8.42%
Underhill	3,908,840	1.79%	3,990,200	1.77%	\$ 81,360	-0.64%	\$4,471	\$4,443	-\$28	-0.64%
Westford	2,444,790	1.12%	2,517,670	1.12%	\$ 72,880	0.24%	\$2,796	\$2,803	\$7	0.24%
Williston	20,256,630	9.25%	20,802,810	9.25%	\$ 546,180	-0.04%	\$23,170	\$23,161	-\$8	-0.04%
Winooski	6,098,030	2.79%	6,337,630	2.82%	\$ 239,600	1.15%	\$6,975	\$7,056	\$81	1.16%
TOTAL	\$218,916,570	100.00%	\$224,901,630	100.00%	\$ 5,985,060	2.66%	\$250,400	\$250,400	\$0	0.00%

Each town is assessed dues using their percentage of the Equalized Education Grand List. Their amount is determined by taking the total dues and multiplying it by the municipality's percentage of the total Grand List.

Equalized Education Grand List can be accessed at the Vermont Department of Taxes
<https://tax.vermont.gov/research-and-reports/pvr-annual-report/supplemental-data-2018>

*Essex Junction and Essex Town are combined for the first year this year on the EEGL. The 2018 values for each were combined to compare to 2019 data.

Equalized Education Grand List**Effective January 1, 2019****Chittenden**

Town Name	Total Taxable Parcel Count	Education Grand List	Education CLA	COD	Total Equalized Education Grand List
Bolton	756	1,270,335	96.07	7.88	1,322,320
Buels Gore	26	30,235	81.16	15.68	37,250
* Burlington	10,429	37,159,361	77.65	11.28	47,853,690
Charlotte	1,767	9,241,785	97.66	8.45	9,463,700
Colchester	6,843	21,472,411	91.26	9.38	23,528,160
Essex Town	7,805	26,275,340	94.15	6.17	27,908,190
Hinesburg	1,977	6,172,299	99.80	6.91	6,184,550
Huntington	904	2,152,255	97.36	7.30	2,210,710
Jericho	2,066	6,626,679	100.53	4.31	6,591,710
* Milton	4,386	11,614,832	95.88	8.48	12,114,140
Richmond	1,708	4,632,154	93.15	11.04	4,972,650
Shelburne	2,906	15,311,136	95.07	10.08	16,105,190
* South Burlington	7,544	29,961,081	93.28	7.57	32,119,390
St. George	346	783,287	93.06	18.52	841,670
Underhill	1,318	3,917,965	98.19	8.03	3,990,200
Westford	937	2,417,957	96.04	11.56	2,517,670
Williston	4,126	19,700,663	94.70	6.06	20,802,810
* Winooski	1,777	5,609,325	88.51	10.55	6,337,630
County Totals	57,621	204,349,100			224,901,630

* Municipality has active TIF district. For more information, refer to introduction preceding this report.

**Transmission of material in this release is embargoed until
8:30 a.m. (EDT) Wednesday, July 31, 2019**

USDL-19-1386

Technical information: (202) 691-6199 • ncsinfo@bls.gov • www.bls.gov/ect
Media contact: (202) 691-5902 • pressoffice@bls.gov

EMPLOYMENT COST INDEX – June 2019

Compensation costs for civilian workers increased 0.6 percent, seasonally adjusted, for the 3-month period ending in June 2019, the U.S. Bureau of Labor Statistics reported today. **Wages and salaries** increased 0.7 percent and **benefit costs** increased 0.5 percent from March 2019. (See chart 1 and tables A, 1, 2, and 3.)

Chart 1. Three-month percent change, seasonally adjusted, civilian workers, total compensation

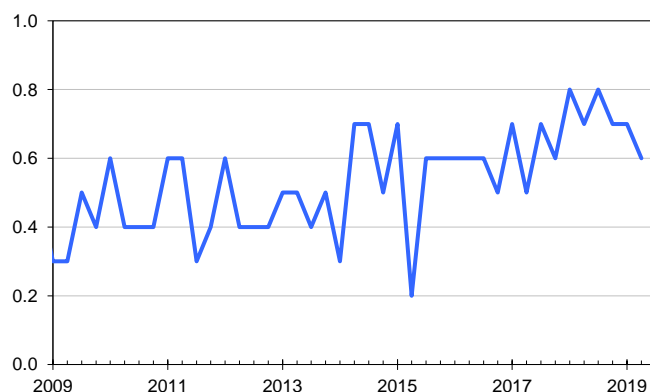
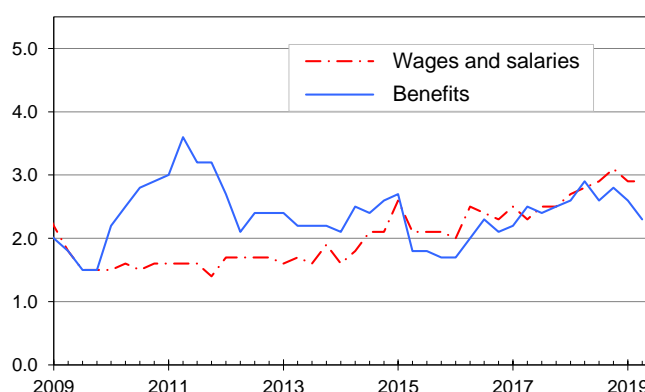


Chart 2. Twelve-month percent change, not seasonally adjusted, civilian workers



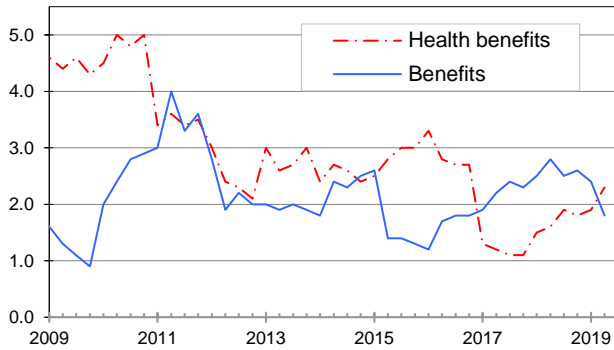
Civilian Workers

Compensation costs for civilian workers increased 2.7 percent for the 12-month period ending in June 2019 compared with an increase of 2.8 percent in June 2018. **Wages and salaries** increased 2.9 percent for the 12-month period ending in June 2019 and increased 2.8 percent for the 12-month period ending in June 2018. **Benefit costs** increased 2.3 percent for the 12-month period ending in June 2019. In June 2018, the increase was 2.9 percent. (See chart 2 and tables A, 4, 8, and 12.)

Private Industry Workers

Compensation costs for private industry workers increased 2.6 percent over the year, compared with a compensation cost increase of 2.9 percent in June 2018. **Wages and salaries** increased 3.0 percent for the 12-month period ending in June 2019 and increased 2.9 percent in June 2018. The cost of **benefits** rose 1.8 percent for the 12-month period ending in June 2019 and increased 2.8 percent in June 2018. (See charts 3 and 4 and tables A, 5, 9, and 12.)

Chart 3. Twelve-month percent change, not seasonally adjusted, private industry workers



Employer costs for **health benefits** increased 2.3 percent for the 12-month period ending in June 2019. (For further information, see chart 3 and www.bls.gov/web/eci/echealth.pdf.)

Among private industry **occupational groups**, compensation cost increases for the 12-month period ending in June 2019 ranged from 2.1 percent for natural resource, construction, and maintenance occupations to 3.7 percent for service occupations. (See table 5.)

Among private **industry supersectors**, compensation cost increases for the 12-month period ending in June 2019 ranged from 1.0 percent for information to 3.6 percent for leisure and hospitality. (See table 5.)

State and Local Government Workers

Compensation costs for state and local government workers increased 3.0 percent for the 12-month period ending in June 2019. In June 2018, the increase was 2.3 percent. **Wages and salaries** increased 2.5 percent for the 12-month period ending in June 2019 and 1.9 percent a year ago. **Benefit costs** increased 3.6 percent for the 12-month period ending in June 2019. The prior year increase was 3.1 percent. (See chart 5 and tables A, 7, 11, and 12.)

Chart 4. Twelve-month percent change, not seasonally adjusted, private industry workers

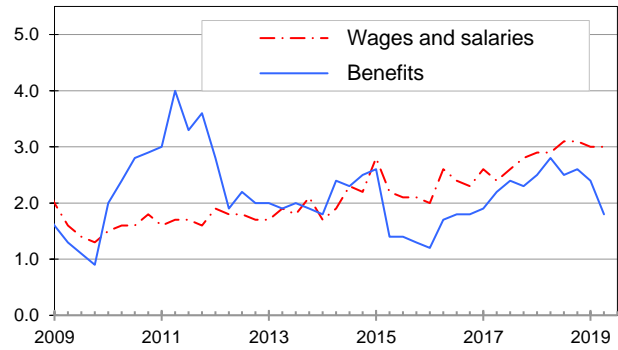


Chart 5. Twelve-month percent change, not seasonally adjusted, state and local government workers

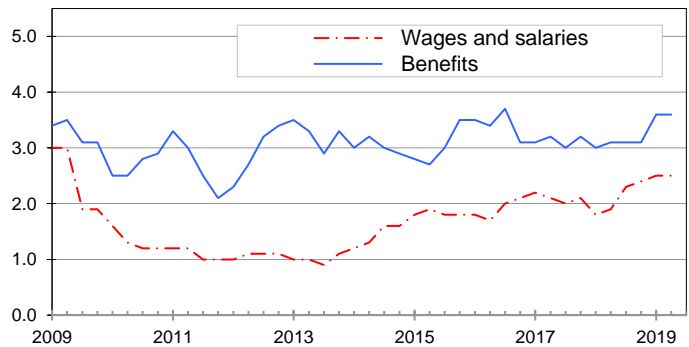


Table A. Major series of the Employment Cost Index
[Percent change]

Category	3-month, seasonally adjusted		12-month, not seasonally adjusted				
	Mar. 2019	Jun. 2019	Jun. 2018	Sep. 2018	Dec. 2018	Mar. 2019	Jun. 2019
Civilian workers¹							
Compensation ²	0.7	0.6	2.8	2.8	2.9	2.8	2.7
Wages and salaries.....	0.7	0.7	2.8	2.9	3.1	2.9	2.9
Benefits.....	0.7	0.5	2.9	2.6	2.8	2.6	2.3
Private industry							
Compensation ²	0.7	0.5	2.9	2.9	3.0	2.8	2.6
Wages and salaries.....	0.7	0.6	2.9	3.1	3.1	3.0	3.0
Benefits.....	0.5	0.4	2.8	2.5	2.6	2.4	1.8
State and local government							
Compensation ²	0.7	0.7	2.3	2.5	2.6	3.0	3.0
Wages and salaries.....	0.6	0.5	1.9	2.3	2.4	2.5	2.5
Benefits.....	1.0	0.9	3.1	3.1	3.1	3.6	3.6

¹ Includes private industry and state and local government.

² Includes wages and salaries and benefits.

The Employment Cost Index for September 2019 is scheduled for release on October 31, 2019, at 8:30 a.m. (EDT).

Information in this release will be made available to sensory impaired individuals upon request—Voice phone: (202) 691-5200; Federal Relay Service: (800) 877-8339.

BLS news releases, including the Employment Cost Index, are available through an email subscription service at www.bls.gov/bls/list.htm.

Videos and information graphics explaining the Employment Cost Index and how it is used are available at www.bls.gov/eci/videos.htm.

Highlights of recent National Compensation Survey data are available in The Economics Daily at www.bls.gov/opub/ted/national-compensation-survey.htm.

An overview of available BLS compensation measures and an interactive guide on choosing among them, are available at the BLS Commissioner's Corner on "Making it Easier to Find Data on Pay and Benefits" at blogs.bls.gov/blog/2018/10/24/making-it-easier-to-find-data-on-pay-and-benefits.

FY20 to FY21 Muncipal Assessments

TABLE 2

Proposed 3% increase based on US BLS Employment Cost Index - Increase in Local Government Compensation June 2018 to June 2019

EEG List			EEG List		1/18 - 1/19	1/18 - 1/19	3% Increase			
Municipality	January 2018	% of County	January 2019	% of County	\$ Change	% Change	CCRPC FY20 Assessment	CCRPC FY21 Assessment	FY20 - FY21 \$ Change	FY20 - FY21 % Change
Bolton	1,273,400	0.58%	1,322,320	0.59%	\$ 48,920	1.07%	\$1,457	\$1,516	\$60	4.11%
Buels Gore	31,870	0.01%	37,250	0.02%	\$ 5,380	12.10%	\$36	\$43	\$6	17.18%
Burlington	46,527,460	21.25%	47,853,690	21.28%	\$ 1,326,230	0.11%	\$53,219	\$54,877	\$1,659	3.12%
Charlotte	9,342,670	4.27%	9,463,700	4.21%	\$ 121,030	-1.42%	\$10,686	\$10,853	\$166	1.56%
Colchester	22,907,990	10.46%	23,528,160	10.46%	\$ 620,170	-0.03%	\$26,202	\$26,982	\$779	2.97%
Essex Town*	27,084,630	12.37%	27,908,190	12.41%	\$ 823,560	0.30%	\$30,980	\$32,004	\$1,025	3.31%
Hinesburg	5,936,370	2.71%	6,184,550	2.75%	\$ 248,180	1.39%	\$6,790	\$7,092	\$302	4.45%
Huntington	2,166,750	0.99%	2,210,710	0.98%	\$ 43,960	-0.69%	\$2,478	\$2,535	\$57	2.29%
Jericho	6,439,820	2.94%	6,591,710	2.93%	\$ 151,890	-0.37%	\$7,366	\$7,559	\$193	2.62%
Milton	11,801,690	5.39%	12,114,140	5.39%	\$ 312,450	-0.08%	\$13,499	\$13,892	\$393	2.91%
Richmond	4,813,070	2.20%	4,972,650	2.21%	\$ 159,580	0.56%	\$5,505	\$5,703	\$197	3.58%
Shelburne	15,824,720	7.23%	16,105,190	7.16%	\$ 280,470	-0.94%	\$18,101	\$18,469	\$369	2.04%
South Burlington	31,302,220	14.30%	32,119,390	14.28%	\$ 817,170	-0.12%	\$35,804	\$36,834	\$1,030	2.88%
St. George	755,620	0.35%	841,670	0.37%	\$ 86,050	7.77%	\$864	\$965	\$101	11.68%
Underhill	3,908,840	1.79%	3,990,200	1.77%	\$ 81,360	-0.64%	\$4,471	\$4,576	\$105	2.35%
Westford	2,444,790	1.12%	2,517,670	1.12%	\$ 72,880	0.24%	\$2,796	\$2,887	\$91	3.25%
Williston	20,256,630	9.25%	20,802,810	9.25%	\$ 546,180	-0.04%	\$23,170	\$23,856	\$686	2.96%
Winooski	6,098,030	2.79%	6,337,630	2.82%	\$ 239,600	1.15%	\$6,975	\$7,268	\$293	4.20%
TOTAL	\$218,916,570	100.00%	\$224,901,630	100.00%	\$ 5,985,060	2.66%	\$250,400	\$257,912	\$7,512	3.00%

Each town is assessed dues using their percentage of the Equalized Education Grand List. Their amount is determined by taking the total dues and multiplying it by the municipality's percentage of the total Grand List.

Equalized Education Grand List can be accessed at the Vermont Department of Taxes
<https://tax.vermont.gov/research-and-reports/pvr-annual-report/supplemental-data-2018>

*Essex Junction and Essex Town are combined for the first year this year on the EEGL. The 2018 values for each were combined to compare to 2019 data.

CIRC Alternatives Projects
SFY2020 Capital Program Status and Proposed Schedule

	FY20 Capital Program Status	Construction Year
CIRC Alternatives - Phase I Projects		
VT2A/VT289 Interchange Improvements, Essex	Completed	
Transit System Improvements, Shelters, Pocket Park & Rides	Completed	
ITS - Traffic Signal Upgrades, Essex, Williston	Completed	
VT2A/James Brown Drive Improvements, Williston	Under Construction	SFY20
I-89 Exit 16 Improvements, Colchester	Front of the Book	SFY20/21/22
Crescent Connector, Essex Junction	Front of the Book	SFY19/20/21
CIRC Alternatives - Phase II		
Post Office Square to 5-Corners, Essex Junction	Completed	
Transit System Improvements - US2 Williston to Burlington	Completed	
Transit System Improvements - VT15 Jeffersonville to Burlington	Completed	
ITS - Traffic Signal Upgrades, Essex, Williston	Completed	
TDM - Go! Chittenden County	Completed	
US2/Trader Lane Signal, Williston	Front of the Book	SFY20
VT15 Shared Use Path - Colchester, Essex, Essex Junction	Front of the Book	SFY20/21
VT15/Sand Hill Road, Essex	Front of the Book	SFY22/23
Severance Corners Intersection Improvements, Colchester	Front of the Book	SFY23/24
CIRC Alternatives - Phase III		
New CCTA Commuter Service: Milton/Colchester to Burlington	Completed	
New CCTA Commuter Service: Essex/Williston to Waterbury/Montpelier Commuter Service and Park & Rides	Completed	
VT127 Blakely Rd/Laker Ln Intersection Improvement, Colchester	Front of the Book	SFY20/21
VT127 Prim Rd/West Lakeshore Dr Intersection Improvement, Colchester	Front of the Book	SFY21/22
VT117/North Williston Road Intersection Improvements, Essex	Front of the Book	SFY22/23
Industrial Ave/Mountain View Rd/VT 2A - Intersection Improvements; New VT 2A Lane to James Brown Dr, Williston	Front of the Book	SFY23/24
VT15/Susie Wilson Rd/Kellogg Rd Corridor & Intersections Improvements, Essex	Development & Evaluation	To be determined
VT2A Colchester Village Main Street & Mill Pond Rd/East Rd Intersection Improvements, Colchester	Development & Evaluation	To be determined
I-89 Exit 12 Interchange Stage 1: New Shared Use Path under Interstate, New VT2A Lane from Marshall Ave to I-89 NB Ramp	Development & Evaluation	To be determined
I-89 Exit 12 Interchange Stage 2: New Grid Streets, At Grade Intersection on VT2A between I-89 & Marshall Ave		
I-89 Exit 12 Interchange Stage 3: Diverging Diamond Interchange Improvements		
I-89 Exit 12 Interchange Stage 4: VT 2A Boulevard Upgrade from Grid St Intersection to Taft Corners		
New US 2 Taft Corners to Williston Village Shared Use Pathway - Northside Alignment, Crossing, Village Sidewalk Rehab, Williston	Candidate	To be determined
New Mountain View Road Multi-Modal Facility & Redmond Rd Ext to IBM Access Rd, Williston	Candidate	To be determined
VT117/North Williston Road Hazard Mitigation Improvements - 6' Box Culvert, Safety Enhancements & Armoring, Essex-Williston	Candidate	To be determined
New VT15 Old Stage Road to Essex Way Shared Use Path, Essex	Candidate	To be determined
New Harvest Lane Taft Corners Sidewalk, VT2A Taft Corners Area Sidewalks/Shared Use Path -- Knight Lane to O'Brien Court, Williston	Not Listed	To be determined

REGULAR MEETING AGENDA

Wednesday, October 16, 2019 - **6:00 p.m.**

CCRPC Offices; 110 W. Canal Street, Suite 202

Winooski, VT 05404



TRAINING – RPC Training 102 5:15 – 6:00 p.m. (Light dinner will be available)

CONSENT AGENDA –

DRAFT

C.1 TIP Amendments

DELIBERATIVE AGENDA

1. Call to Order; Changes to the Agenda
2. Public Comment Period on Items NOT on the Agenda
3. Action on Consent Agenda - (MPO Business) (Action; 1 minute)
4. Approve Minutes of September 18, 2019 Meeting* (Action; 1 minute)
5. Huntington Town Plan?* (Action; 5 minutes)
6. Circ Alternatives Status Report, M. Boomhower & J. Devlin, VTrans (Discussion; 40 minutes)
7. FY21 Municipal Dues* (Action; 5 minutes)
- 8.
9. * (Action; 10 minutes)
10. Chair/Executive Director Report (Discussion; 5 minutes)
 - a. Community Justice Summit
 - b. Regional Dispatch update
 - c.
 - d. Legislative Breakfast
11. Committee/Liaison Activities & Reports * (Information, 2 minutes)
 - a. Executive Committee (draft minutes October 2, 2019)*
 - i. Act 250 Sec 248 letters*
 - b. Transportation Advisory Committee (draft minutes, October 1, 2019)*
 - c. Clean Water Advisory Committee (draft minutes, October 1, 2019)*
 - d. Planning Advisory Committee (draft minutes, October 9, 2019)*
12. Members' Items, Other Business (Information, 5 minutes)
13. Adjourn

The October 16th Chittenden County RPC streams LIVE on YouTube at

<https://www.youtube.com/Channel17TownMeetingTV>. The meeting will air on _____, 2019 at 1 p.m. and is available on the web at <https://www.cctv.org/watch-tv/series/chittenden-county-regional-planning-commission>.

*In accordance with provisions of the Americans with Disabilities Act (ADA) of 1990, the CCRPC will ensure public meeting sites are accessible to all people. Requests for free interpretive or translation services, assistive devices, or other requested accommodations, should be made to Emma Vaughn, CCRPC Title VI Coordinator, at 802-846-4490 ext. *21 or evaughn@ccrpcvt.org, no later than 3 business days prior to the meeting for which services are requested.*

Upcoming Meetings - Unless otherwise noted, all meetings are held at our offices:

- Transportation Advisory Committee - Tuesday, November 5, 2019; 9:00 a.m.
- Clean Water Advisory Committee - Tuesday, November 5, 2019; 11:00 a.m.
- CWAC MS4 Subcommittee - Tuesday, November 5, 2019; 12:15 a.m.
- Executive Committee - Wednesday, November 6, 2019; 5:45 p.m.
- CCRPC Board Meeting - Wednesday, **November 20, 2019; 6:00 p.m.**
- **HAPPY THANKSGIVING!** Thanks for all you do.

Tentative future Board agenda items:

November 20. 2019	<i>RPC Training Session in advance of Meeting (5:15 p.m.)</i> FY19 Audit – Action Legislative Breakfast/2020 Policy topics preparation VTrans Project Selection & Prioritization Process – Discussion? CATMA Strategic Business Plan?
December 10 <i>Delta Hotel, So. Burl.</i>	Legislative Breakfast
January 15, 2020	Mid-Year Budget and UPWP Adjustment - Action ECOS Annual Report?

Other Potential Topics/Speakers:

VTrans Rail?

UVM-Medical Center Population Health?

South Burlington City Center?

E-assist Bikeshare and E-scooters?