

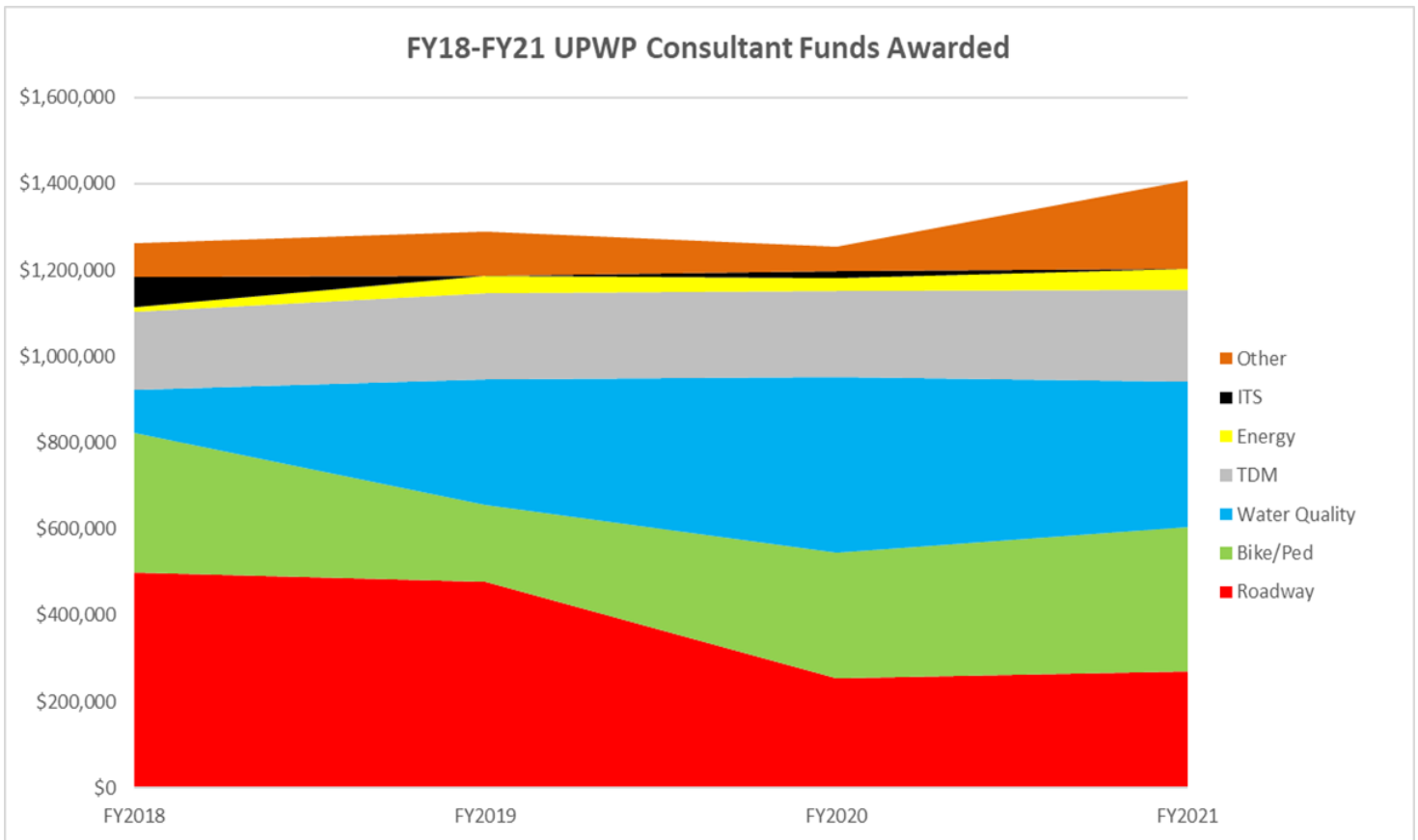


MPO Consultant Funding FY2018 – FY2021

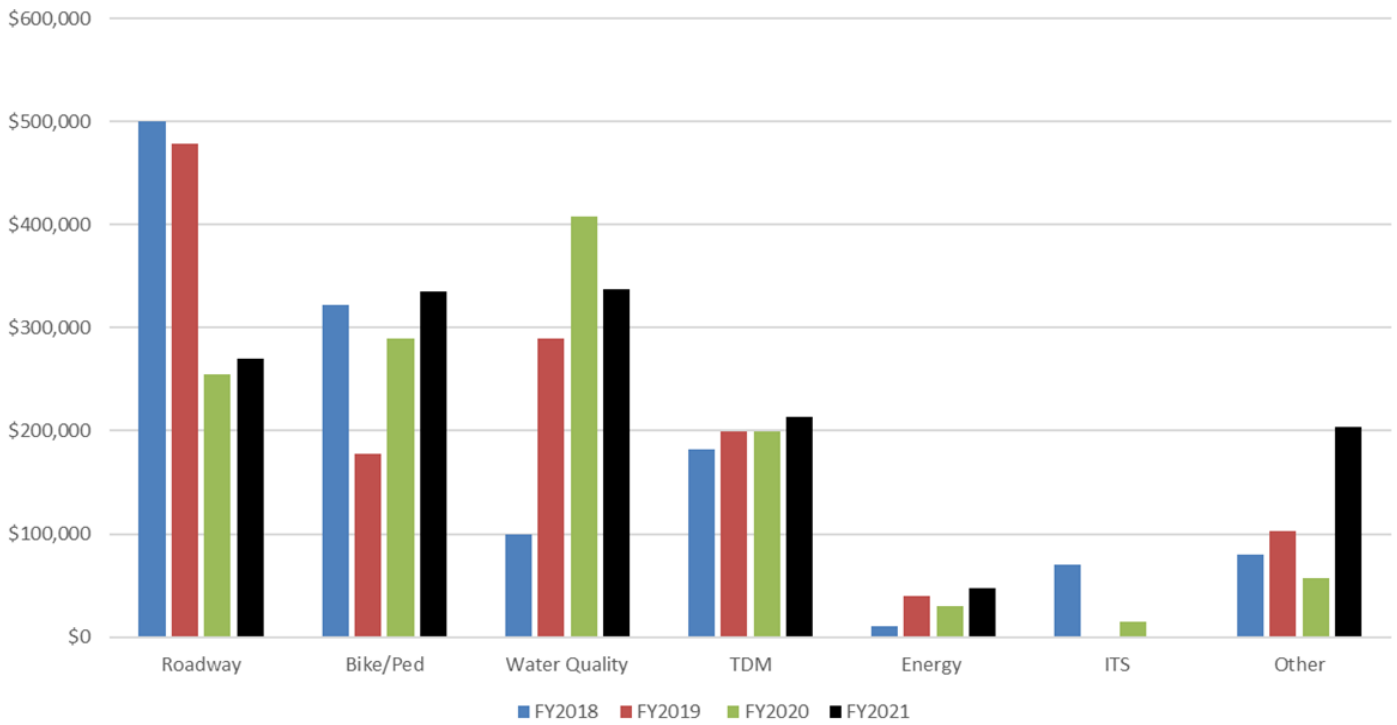
FY2018		FY2019		FY2020		FY2021	
Roadway	\$500,000	Roadway	\$479,000	Roadway	\$255,000	Roadway	\$270,000
Bike/Ped	\$322,000	Bike/Ped	\$178,000	Bike/Ped	\$290,000	Bike/Ped	\$335,000
Water Quality	\$100,000	Water Quality	\$290,000	Water Quality	\$407,523	Water Quality	\$337,404
TDM	\$181,500	TDM	\$199,300	TDM	\$199,800	TDM	\$213,100
Energy	\$10,000	Energy	\$40,000	Energy	\$30,000	Energy	\$47,900
ITS	\$70,000	ITS	\$0	ITS	\$15,000	ITS	\$0
Other	\$80,000	Other	\$103,000	Other	\$57,500	Other	\$203,750
Total	\$1,263,500	Total	\$1,289,300	Total	\$1,254,823	Total	\$1,407,154

*Note: Annual MPO funding of \$402,340 for GMT transit planning is not included in these tables/graphs.

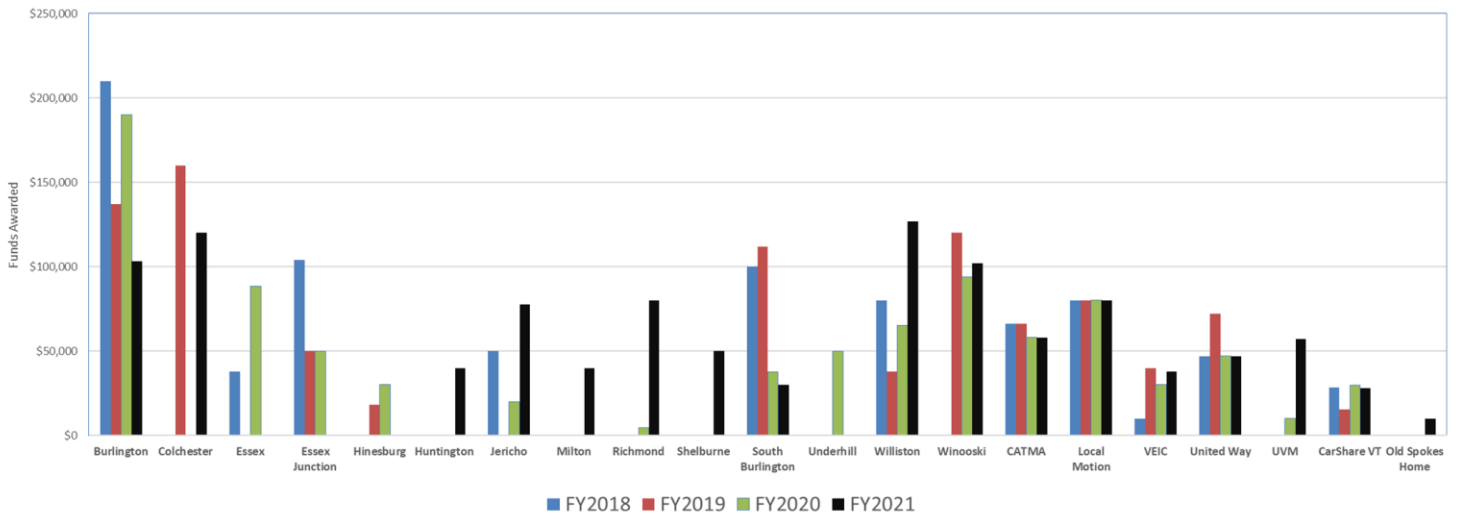
*Note: FY2021 is representative of the draft presented at the third UPWP meeting.



FY18-FY21 UPWP Consultant Funds Awarded



FY18-FY21 UPWP Consultant Funds by Organization



Regional, Municipal and Partner UPWP Funding				
	FY2018	FY2019	FY2020	FY2021
Regional	\$460,000	\$381,000	\$370,000	\$320,000
Municipal	\$582,000	\$635,000	\$615,023	\$769,154
Partner	\$221,500	\$273,300	\$269,800	\$318,000
Total	\$1,263,500	\$1,289,300	\$1,254,823	\$1,407,154

