

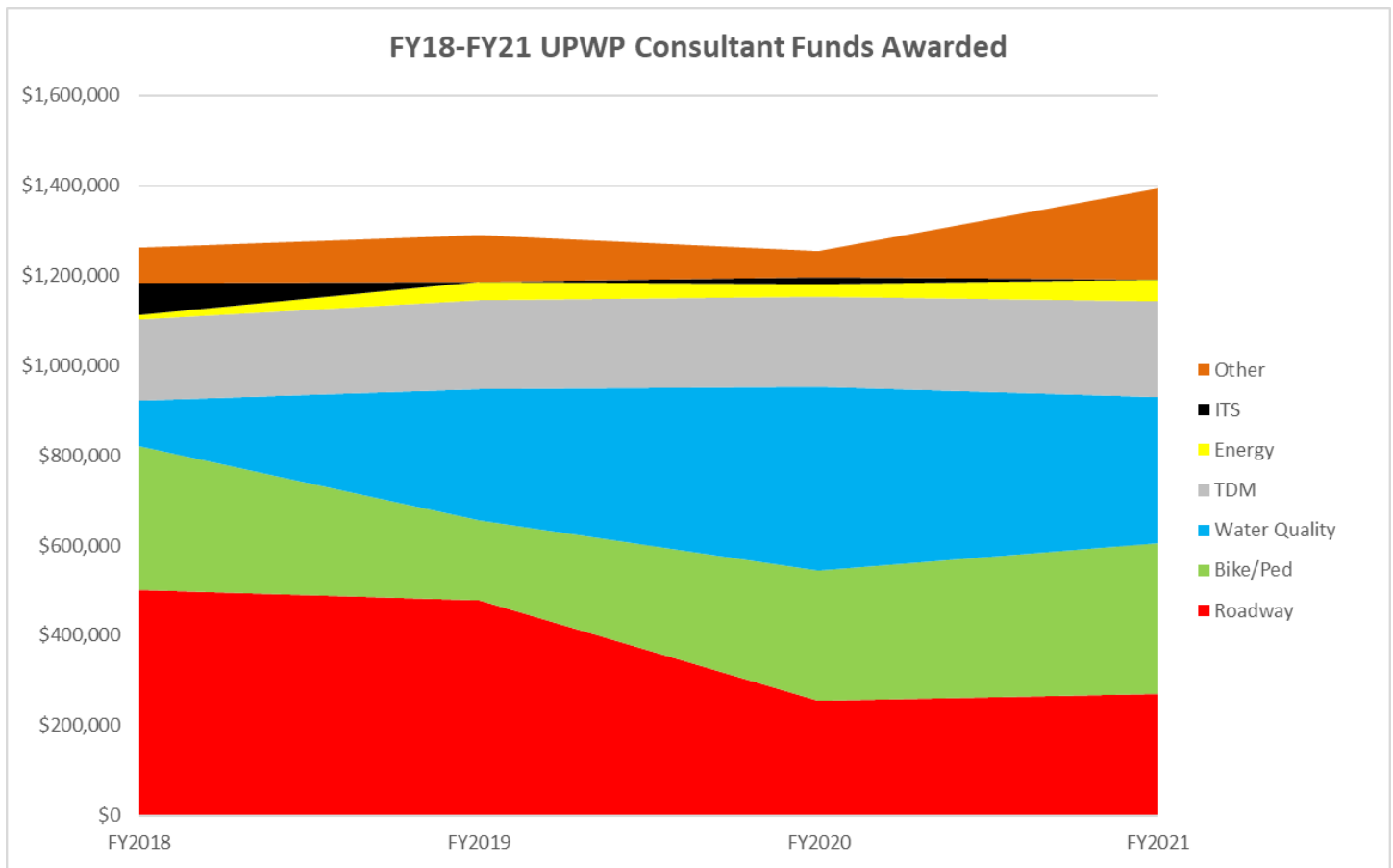


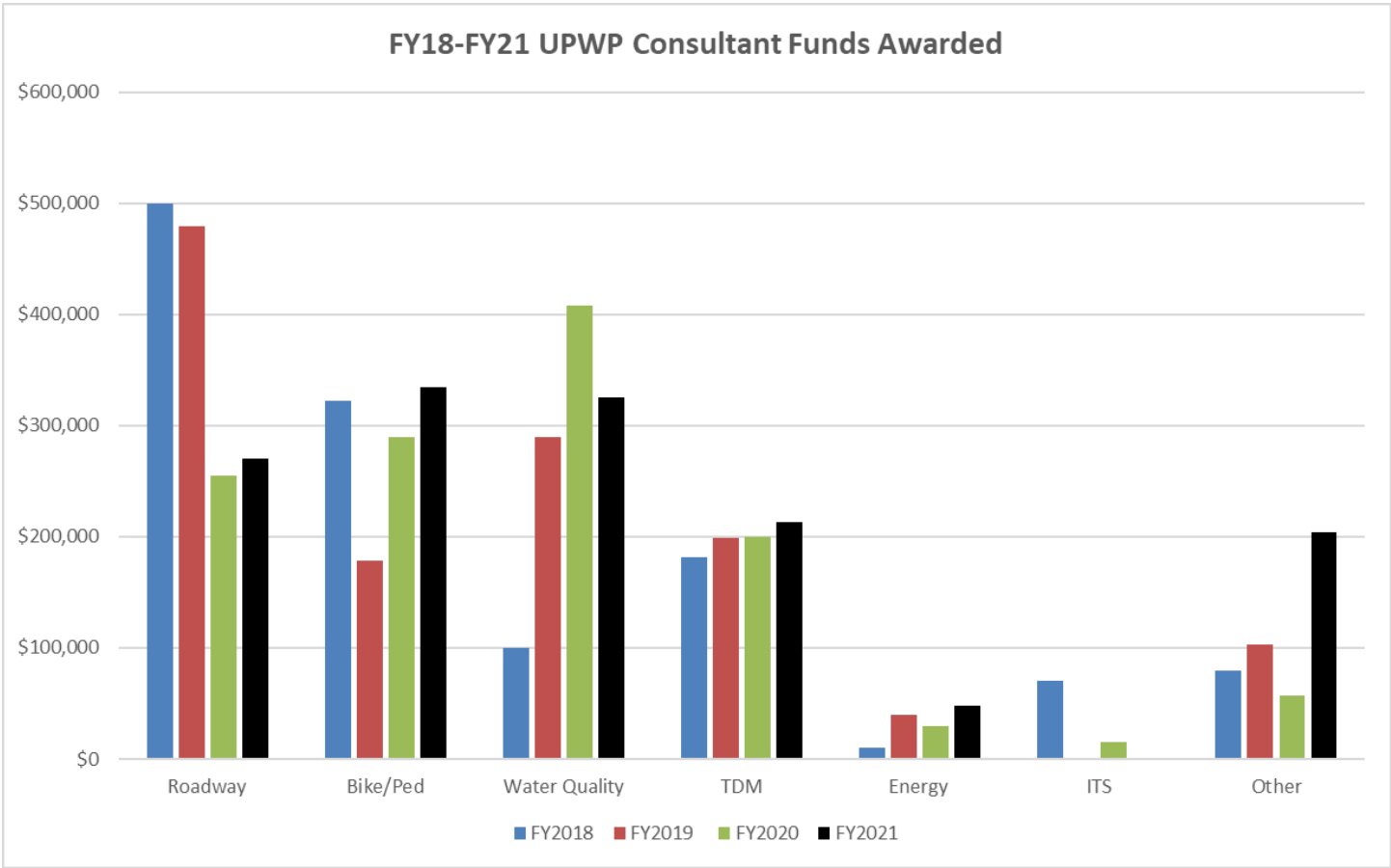
**MPO Consultant Funding FY2018 – FY2021**

FY2018		FY2019		FY2020		FY2021	
Roadway	\$500,000	Roadway	\$479,000	Roadway	\$255,000	Roadway	\$270,000
Bike/Ped	\$322,000	Bike/Ped	\$178,000	Bike/Ped	\$290,000	Bike/Ped	\$335,000
Water Quality	\$100,000	Water Quality	\$290,000	Water Quality	\$407,523	Water Quality	\$325,500
TDM	\$181,500	TDM	\$199,300	TDM	\$199,800	TDM	\$213,100
Energy	\$10,000	Energy	\$40,000	Energy	\$30,000	Energy	\$47,900
ITS	\$70,000	ITS	\$0	ITS	\$15,000	ITS	\$0
Other	\$80,000	Other	\$103,000	Other	\$57,500	Other	\$203,750
<b>Total</b>	<b>\$1,263,500</b>	<b>Total</b>	<b>\$1,289,300</b>	<b>Total</b>	<b>\$1,254,823</b>	<b>Total</b>	<b>\$1,395,250</b>

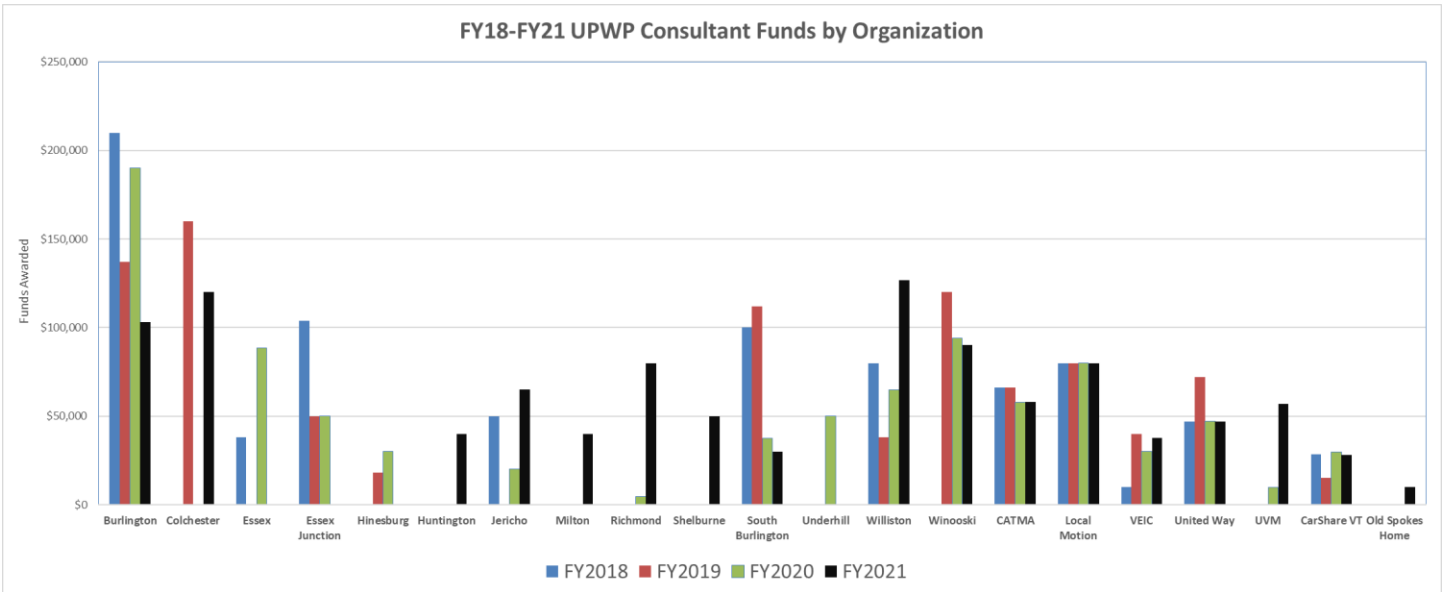
\*Note: Annual MPO funding of \$402,340 for GMT transit planning is not included in these tables/graphs.

\*Note: FY2021 is representative of the draft approved by the UPWP Committee.



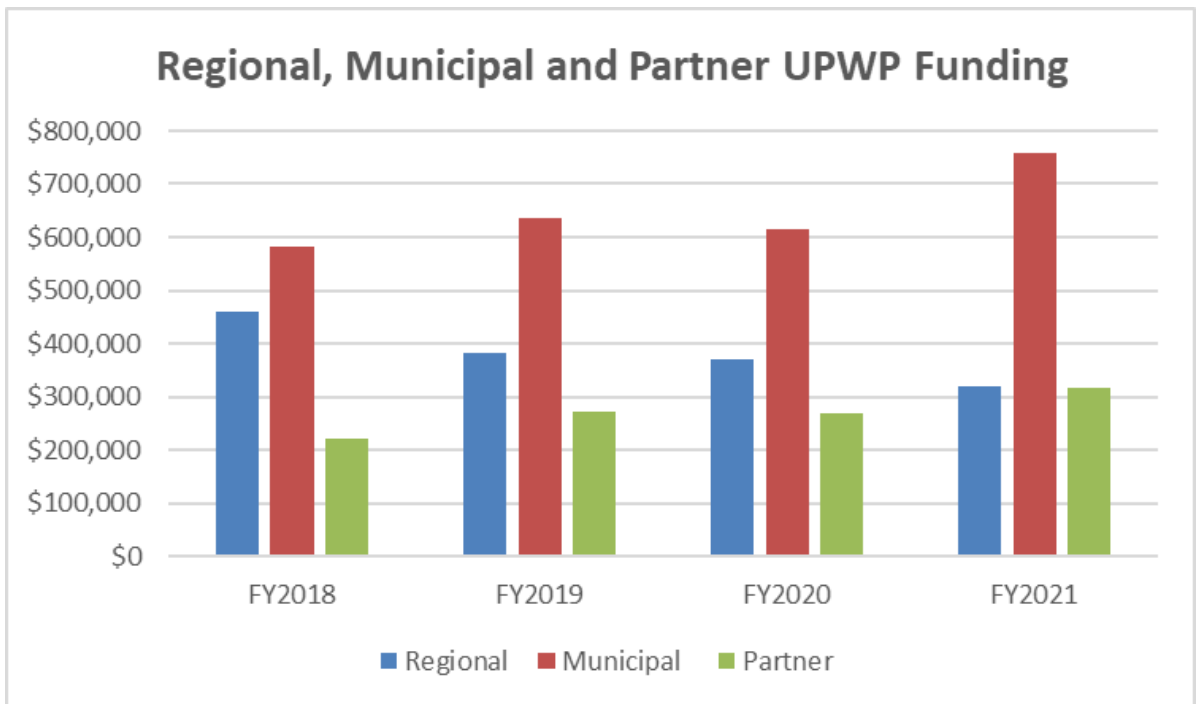


\*Note: FY2021 is representative of the draft approved by the UPWP Committee.



\*Note: FY2021 is representative of the draft approved by the UPWP Committee.

<b>Regional, Municipal and Partner UPWP Funding</b>				
	<b>FY2018</b>	<b>FY2019</b>	<b>FY2020</b>	<b>FY2021</b>
<b>Regional</b>	<b>\$460,000</b>	<b>\$381,000</b>	<b>\$370,000</b>	<b>\$320,000</b>
<b>Municipal</b>	<b>\$582,000</b>	<b>\$635,000</b>	<b>\$615,023</b>	<b>\$757,250</b>
<b>Partner</b>	<b>\$221,500</b>	<b>\$273,300</b>	<b>\$269,800</b>	<b>\$318,000</b>
<b>Total</b>	<b>\$1,263,500</b>	<b>\$1,289,300</b>	<b>\$1,254,823</b>	<b>\$1,395,250</b>



\*Note: FY2021 is representative of the draft approved by the UPWP Committee.