

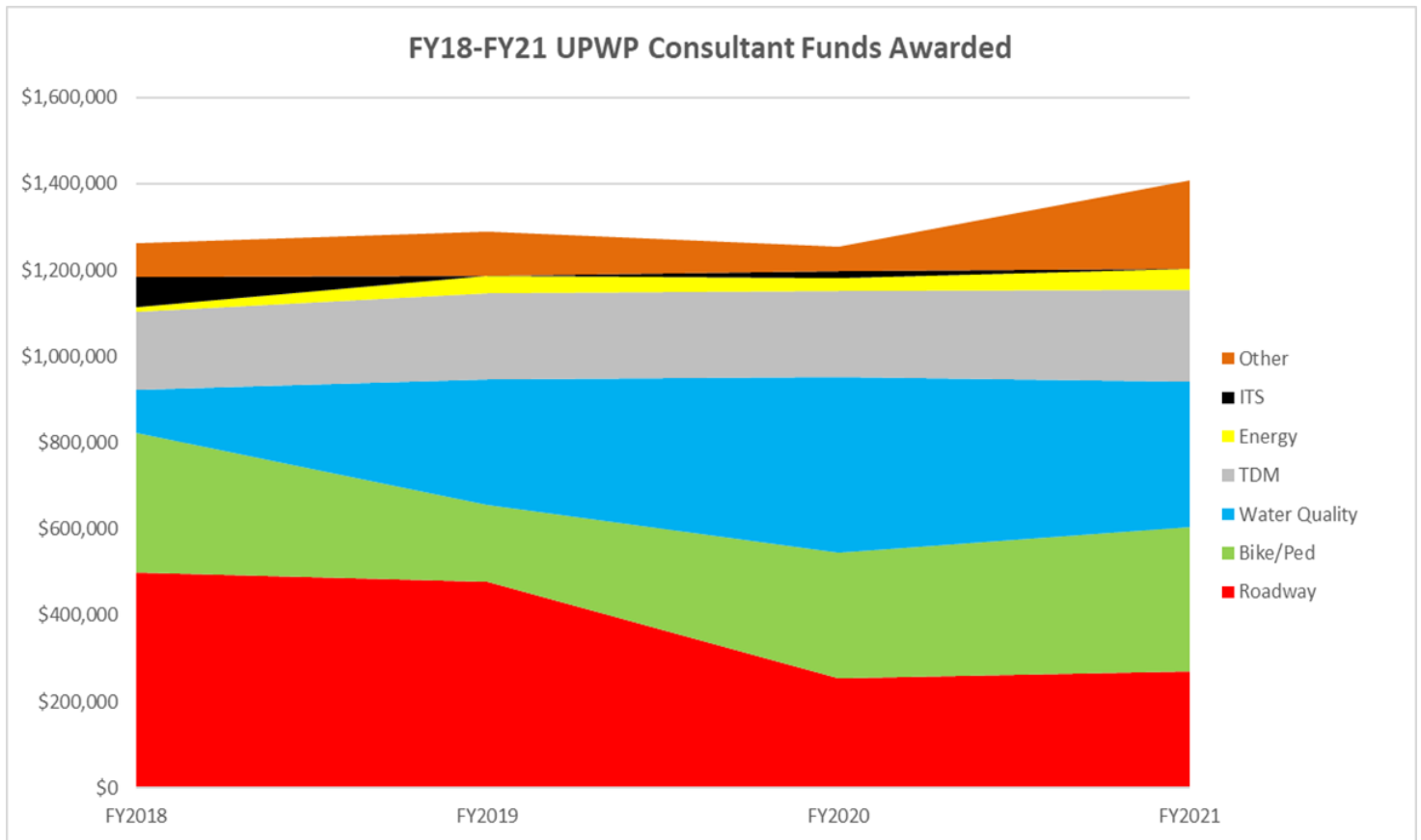


**MPO Consultant Funding FY2018 – FY2021**

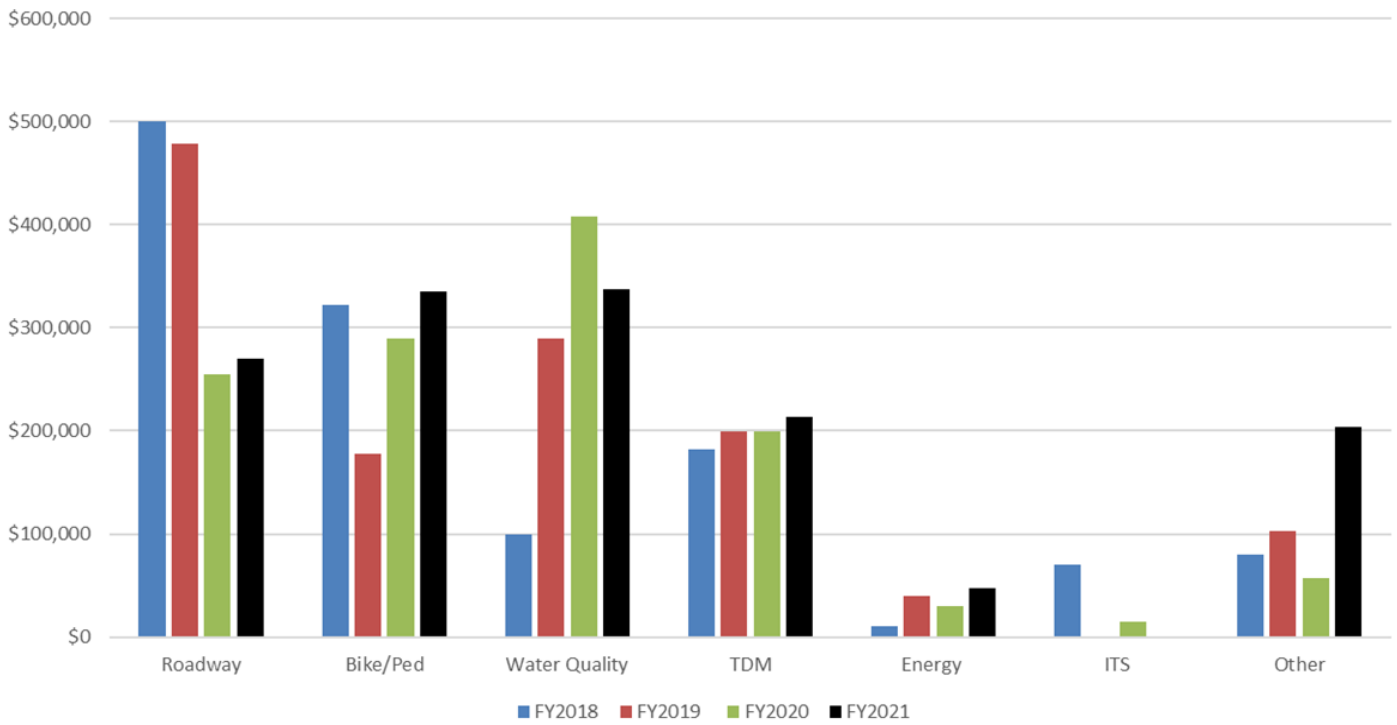
FY2018		FY2019		FY2020		FY2021	
Roadway	\$500,000	Roadway	\$479,000	Roadway	\$255,000	Roadway	\$270,000
Bike/Ped	\$322,000	Bike/Ped	\$178,000	Bike/Ped	\$290,000	Bike/Ped	\$335,000
Water Quality	\$100,000	Water Quality	\$290,000	Water Quality	\$407,523	Water Quality	\$337,404
TDM	\$181,500	TDM	\$199,300	TDM	\$199,800	TDM	\$213,100
Energy	\$10,000	Energy	\$40,000	Energy	\$30,000	Energy	\$47,900
ITS	\$70,000	ITS	\$0	ITS	\$15,000	ITS	\$0
Other	\$80,000	Other	\$103,000	Other	\$57,500	Other	\$203,750
<b>Total</b>	<b>\$1,263,500</b>	<b>Total</b>	<b>\$1,289,300</b>	<b>Total</b>	<b>\$1,254,823</b>	<b>Total</b>	<b>\$1,407,154</b>

\*Note: Annual MPO funding of \$402,340 for GMT transit planning is not included in these tables/graphs.

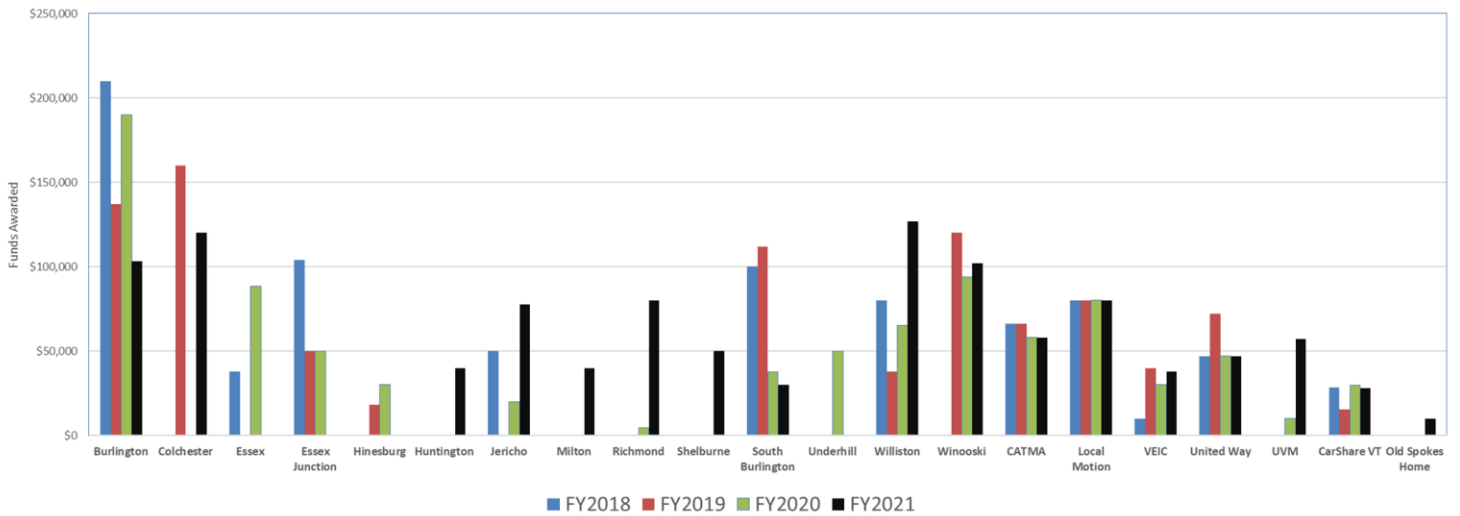
\*Note: FY2021 is representative of the draft presented at the third UPWP meeting.



### FY18-FY21 UPWP Consultant Funds Awarded



### FY18-FY21 UPWP Consultant Funds by Organization



Regional, Municipal and Partner UPWP Funding				
	FY2018	FY2019	FY2020	FY2021
<b>Regional</b>	\$460,000	\$381,000	\$370,000	\$320,000
<b>Municipal</b>	\$582,000	\$635,000	\$615,023	\$769,154
<b>Partner</b>	\$221,500	\$273,300	\$269,800	\$318,000
<b>Total</b>	\$1,263,500	\$1,289,300	\$1,254,823	\$1,407,154

