

UPWP Overview

Metropolitan Planning Organizations (MPOs) are required to develop UPWPs to govern work programs for the expenditure of FHWA and FTA planning funds. [23 CFR 450.308(b)]

Updated annually, the CCRPC's UPWP summarizes the transportation and land use planning activities of CCRPC staff, its partner organizations, and planning agencies conducting work in the Chittenden County region.

Through an open process, we annually solicit project requests from municipalities, partner organizations, and the public on how we should invest our PL funds.



UPWP Committee

We held three FY23 UPWP Committee meetings in January, February, and March.

Meeting 1:

Orientation to the UPWP process
Presentation of GMT transit planning tasks
Brief presentations from CCRPC partner organizations

Meeting 2:

Review of public comments
Review of municipal/partner UPWP applications

Meeting 3:

Review and approval of draft FY23 UPWP

CCRPC Board Representation (3-5 members)

Chris Shaw, South Burlington (Chair)
John Zicconi, Shelburne
Mike Bissonette, Hinesburg
Jaqueline Murphy, Colchester

TAC Representation (up to 2 members)

Robin Pierce, Essex Junction
Barbara Elliott, Huntington

PAC Representation (up to 2 members)

Cath Yann LaRose, Colchester

CWAC Representation (up to 2 members)

Dave Wheeler, South Burlington
Chelsea Mandigo, Essex Junction

Vermont Agency of Transportation

Amy Bell

Federal Highway Administration (ex-officio, non-voting)

Chris Jolly

Green Mountain Transit (ex-officio, non-voting)

Chris Damiani

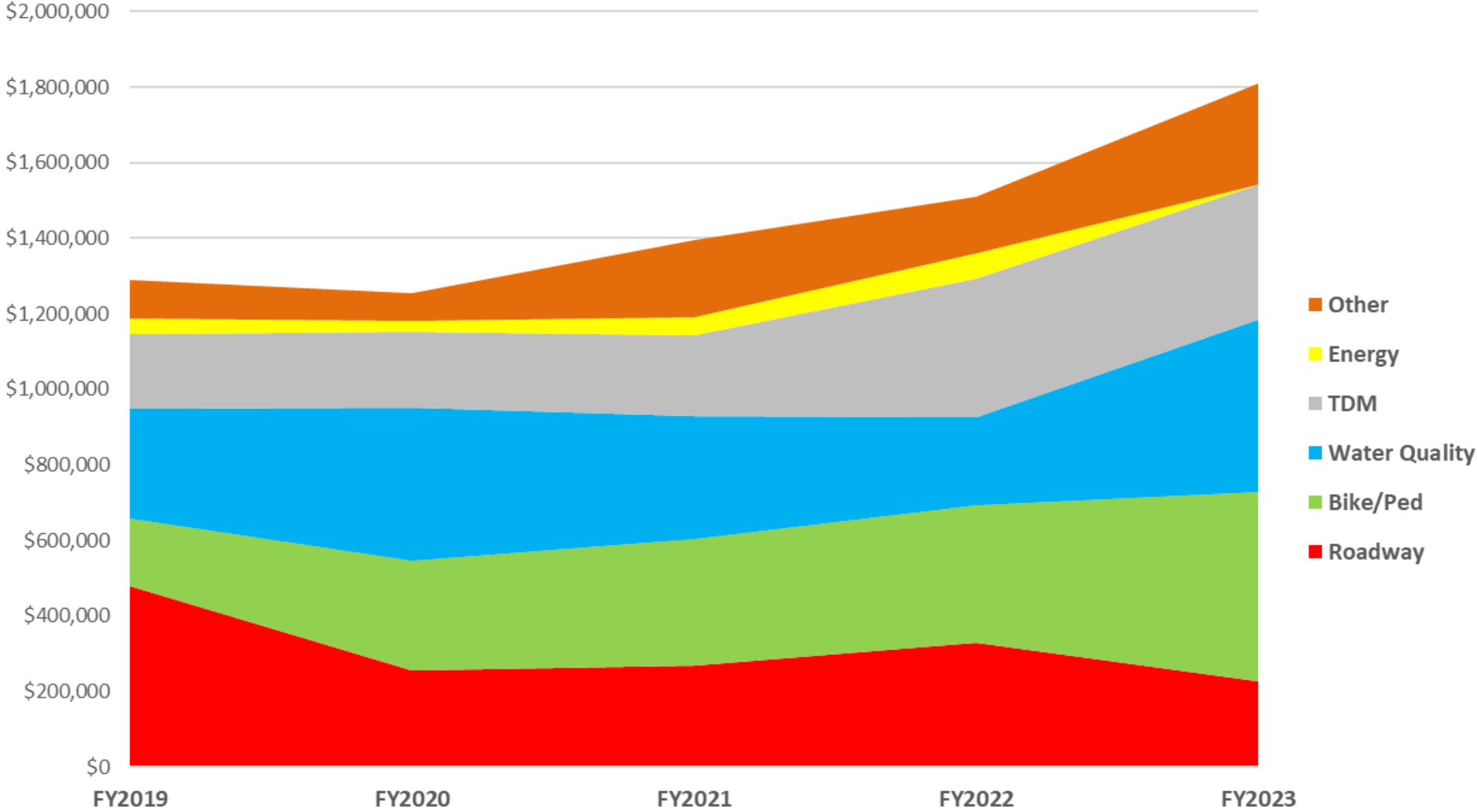
FY23 UPWP Funding Review

MPO Consultant Funding FY2019 – FY2023

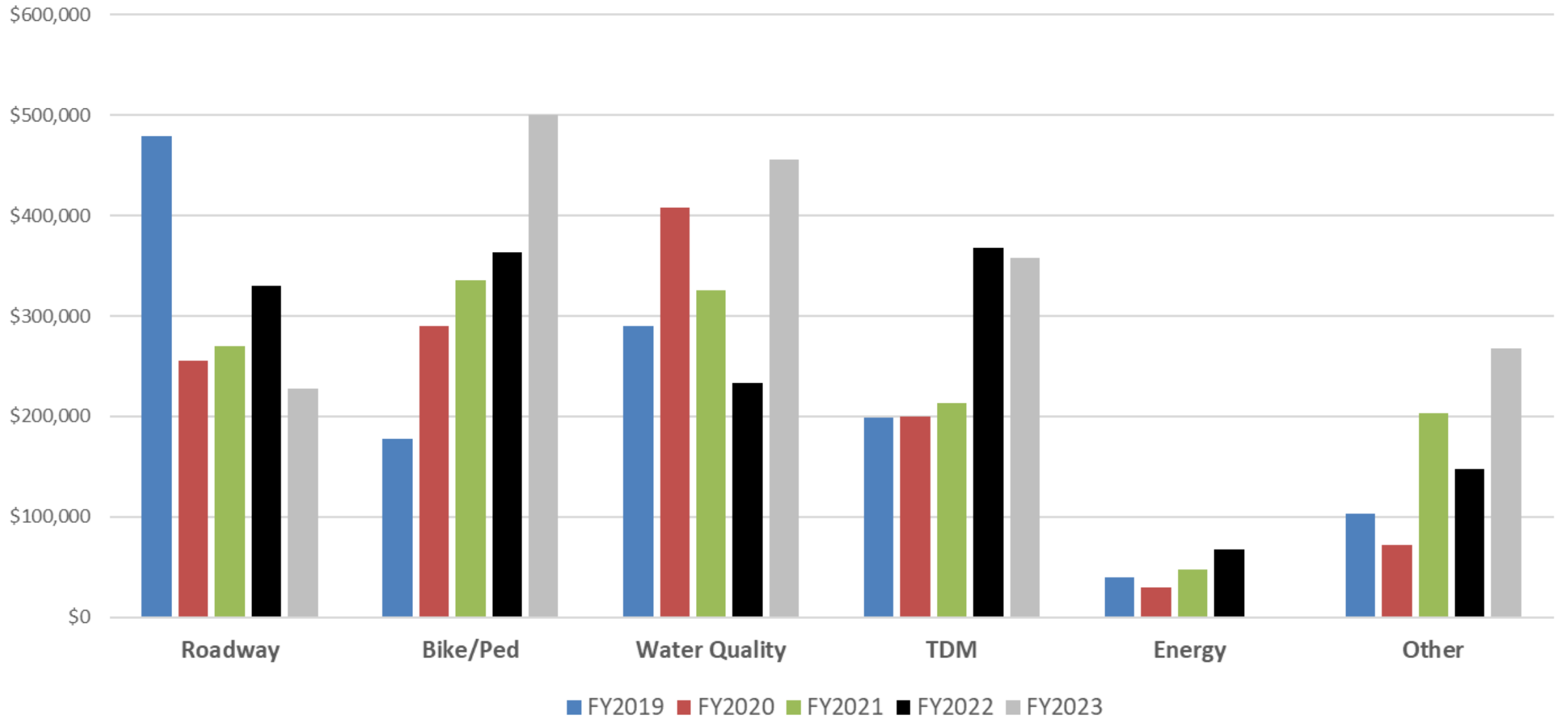
FY2019		FY2020		FY2021		FY2022		FY2023	
Roadway	\$479,000	Roadway	\$255,000	Roadway	\$270,000	Roadway	\$330,000	Roadway	\$228,000
Bike/Ped	\$178,000	Bike/Ped	\$290,000	Bike/Ped	\$335,000	Bike/Ped	\$363,000	Bike/Ped	\$500,350
Water Quality	\$290,000	Water Quality	\$407,523	Water Quality	\$325,500	Water Quality	\$233,000	Water Quality	\$455,613
TDM	\$199,300	TDM	\$199,800	TDM	\$213,100	TDM	\$367,400	TDM	\$357,548
Energy	\$40,000	Energy	\$30,000	Energy	\$47,900	Energy	\$67,500	Energy	\$0
Other	\$103,000	Other	\$72,500	Other	\$203,750	Other	\$148,000	Other	\$268,000
Total	\$1,289,300	Total	\$1,254,823	Total	\$1,395,250	Total	\$1,508,900	Total	\$1,809,511

*Note: Annual MPO funding of \$402,340 for GMT transit planning is not included in these tables/graphs.

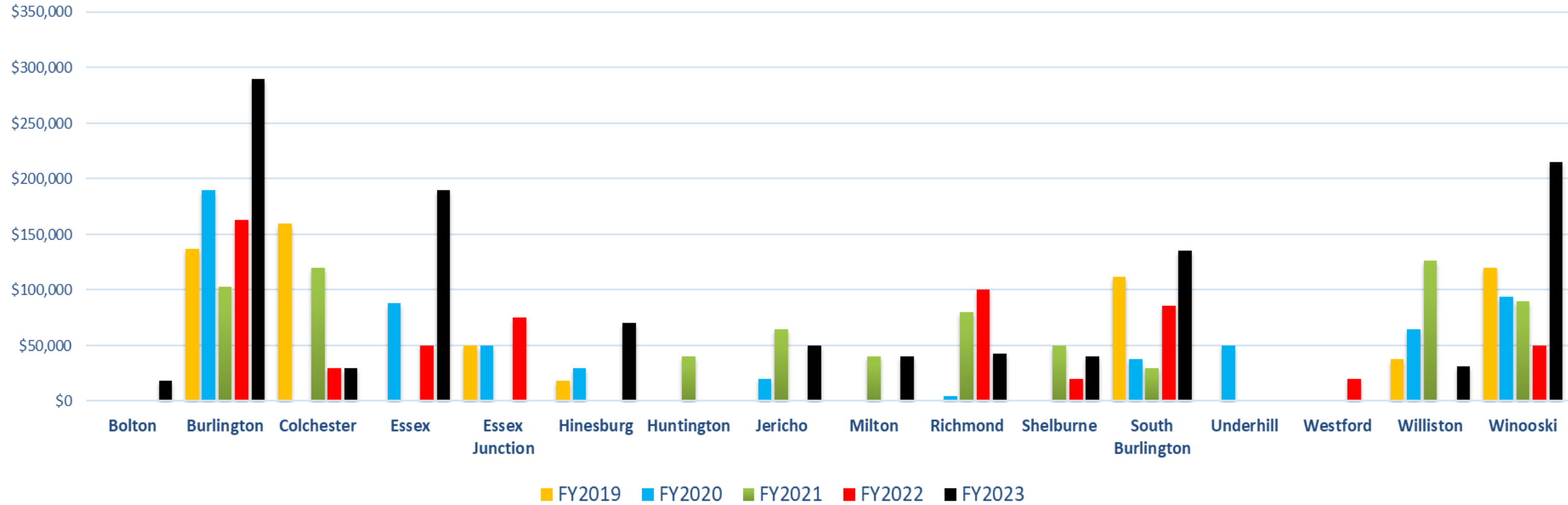
FY19-FY23 UPWP Consultant Funds Awarded



FY19-FY23 UPWP Consultant Funds Awarded

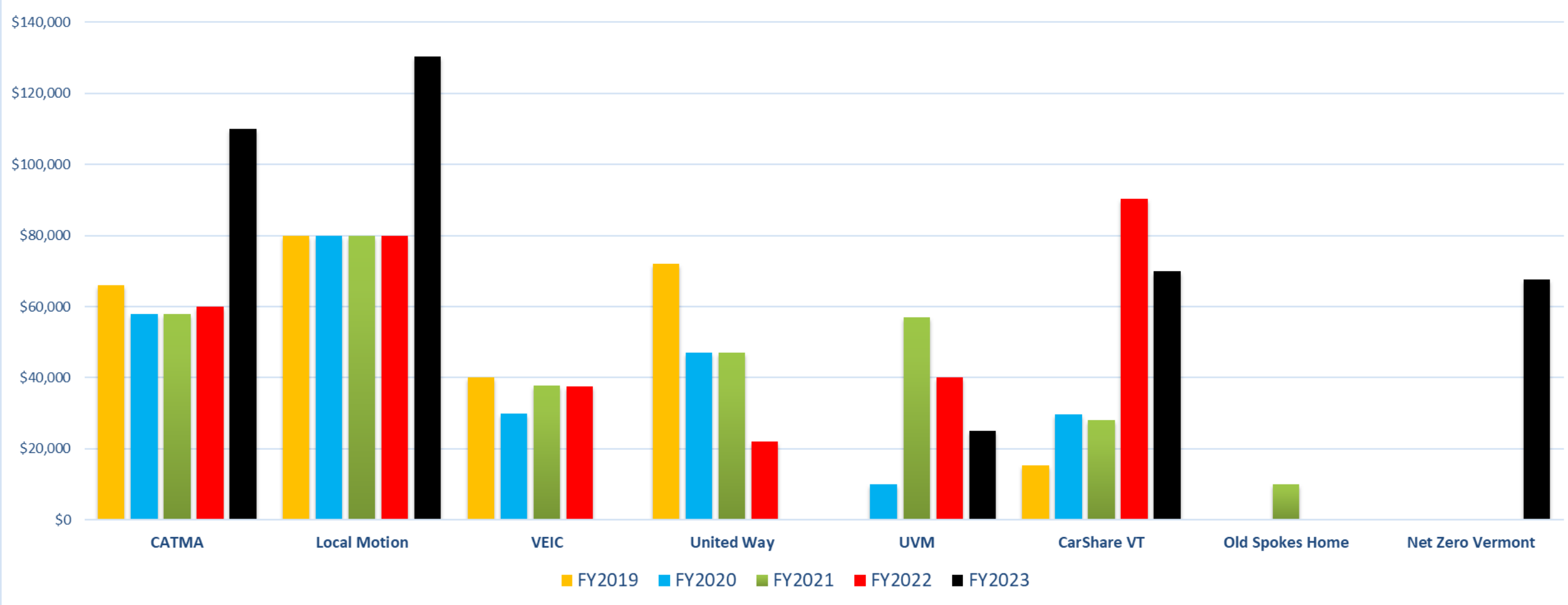


FY19-FY23 Requests by Municipality

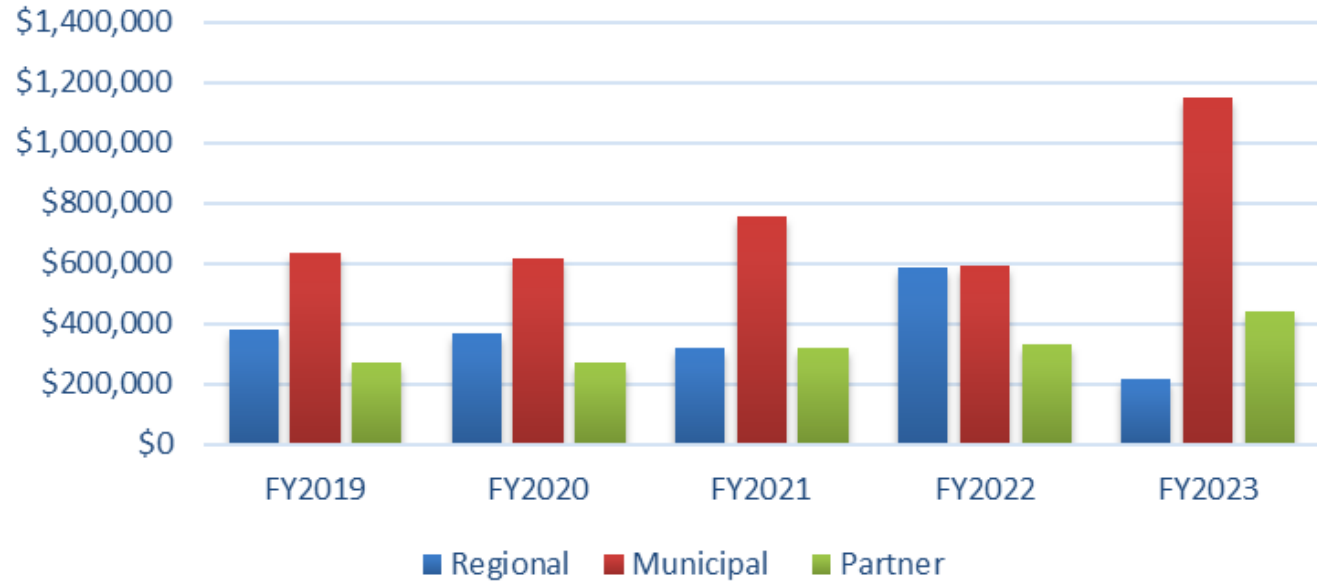


*Note: There have been no requests for MPO consultant-funded transportation projects in FY19-FY23 from the following municipalities: Buel's Gore, Charlotte, St. George.

FY19-FY23 Requests by Partner Organization



Regional, Municipal and Partner UPWP Funding



Regional, Municipal and Partner UPWP Funding					
	FY2019	FY2020	FY2021	FY2022	FY2023
Regional	\$381,000	\$370,000	\$320,000	\$585,000	\$215,000
Municipal	\$635,000	\$615,023	\$757,250	\$594,000	\$1,151,613
Partner	\$273,300	\$269,800	\$318,000	\$329,900	\$442,898
Total	\$1,289,300	\$1,254,823	\$1,395,250	\$1,508,900	\$1,809,511