

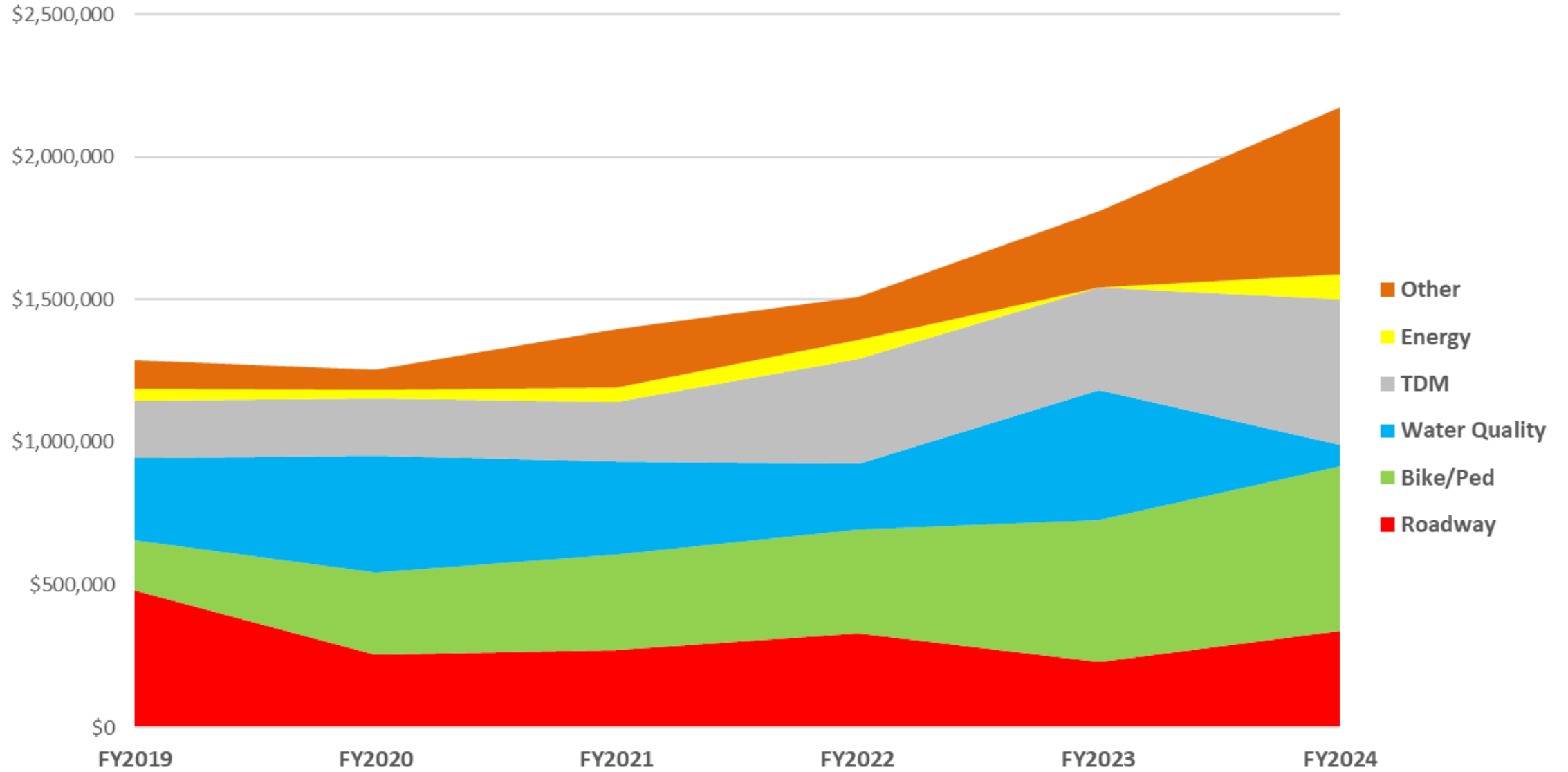
FY24 UPWP Funding Review

MPO Consultant Funding FY2019 – FY2024

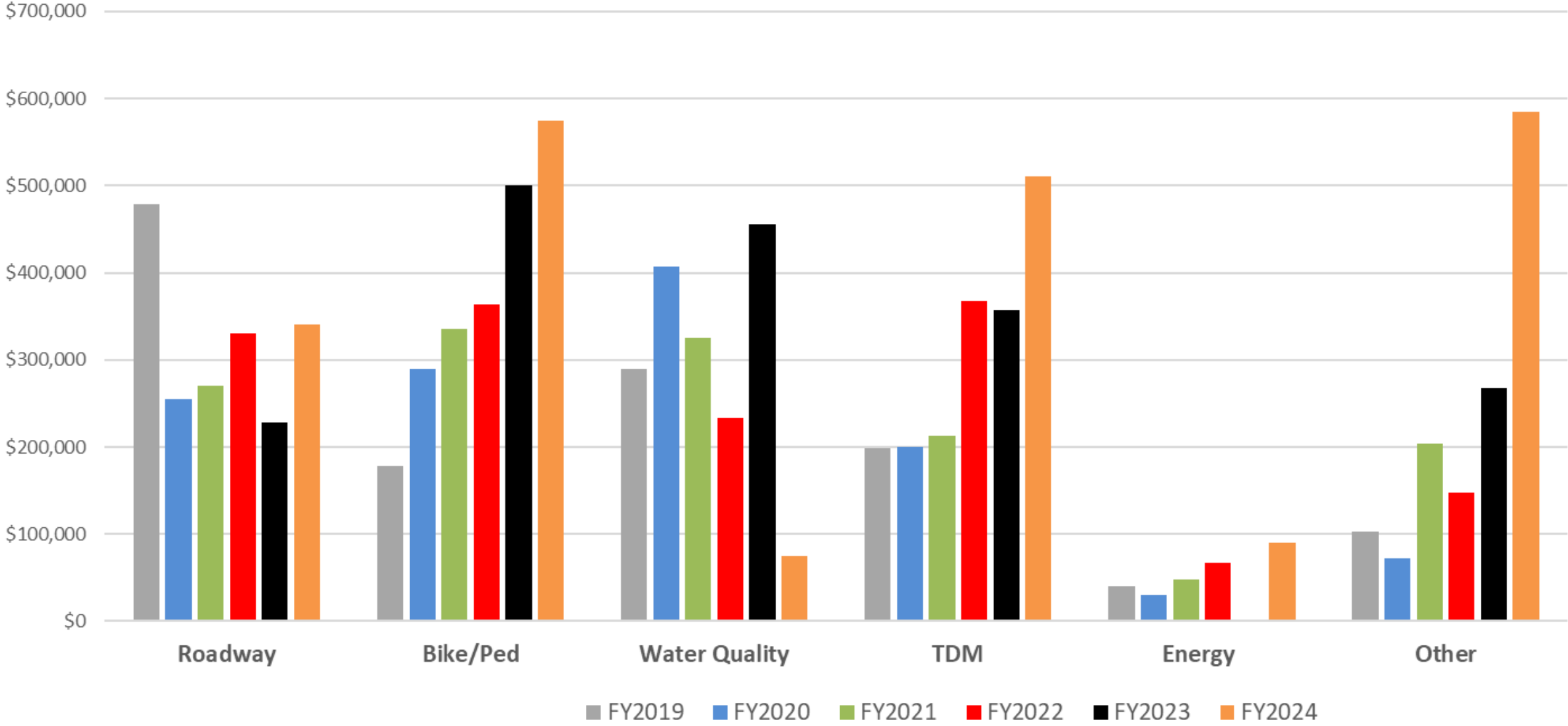
FY2019		FY2020		FY2021	
Roadway	\$479,000	Roadway	\$255,000	Roadway	\$270,000
Bike/Ped	\$178,000	Bike/Ped	\$290,000	Bike/Ped	\$335,000
Water Quality	\$290,000	Water Quality	\$407,523	Water Quality	\$325,500
TDM	\$199,300	TDM	\$199,800	TDM	\$213,100
Energy	\$40,000	Energy	\$30,000	Energy	\$47,900
Other	\$103,000	Other	\$72,500	Other	\$203,750
Total	\$1,289,300	Total	\$1,254,823	Total	\$1,395,250
FY2022		FY2023		FY2024	
Roadway	\$330,000	Roadway	\$228,000	Roadway	\$340,000
Bike/Ped	\$363,000	Bike/Ped	\$500,350	Bike/Ped	\$574,818
Water Quality	\$233,000	Water Quality	\$455,613	Water Quality	\$75,000
TDM	\$367,400	TDM	\$357,548	TDM	\$510,050
Energy	\$67,500	Energy	\$0	Energy	\$90,477
Other	\$148,000	Other	\$268,000	Other	\$585,000
Total	\$1,508,900	Total	\$1,809,511	Total	\$2,175,345

*Note: Annual MPO funding of \$400,000+ for GMT transit planning is not included in these tables

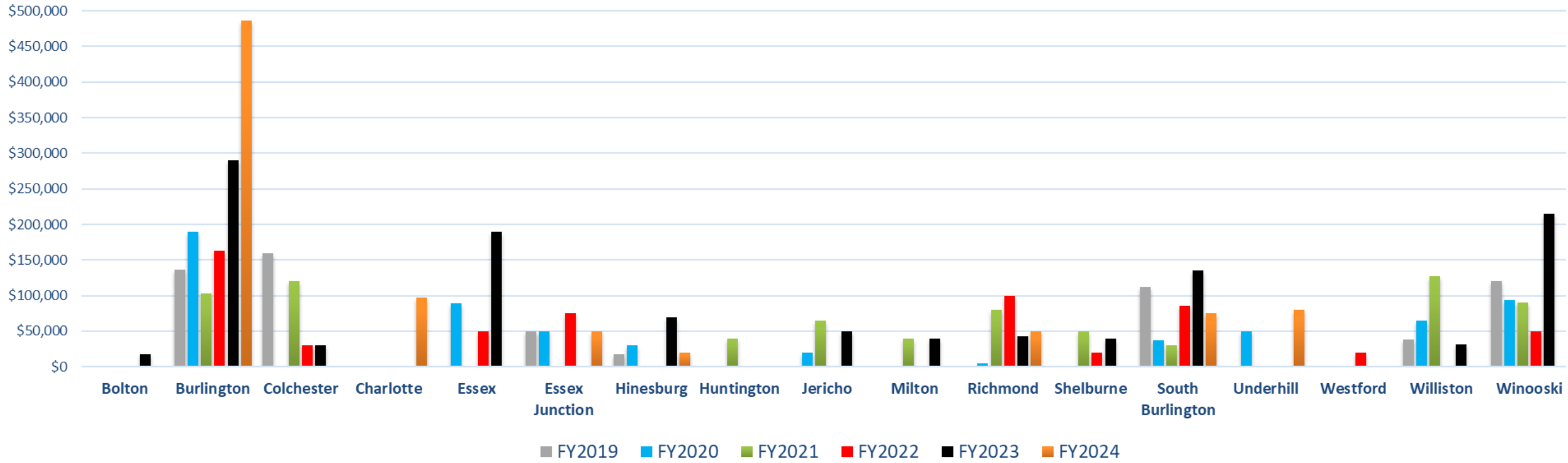
FY19-FY24 UPWP Consultant Funds Awarded



FY19-FY24 UPWP Consultant Funds Awarded

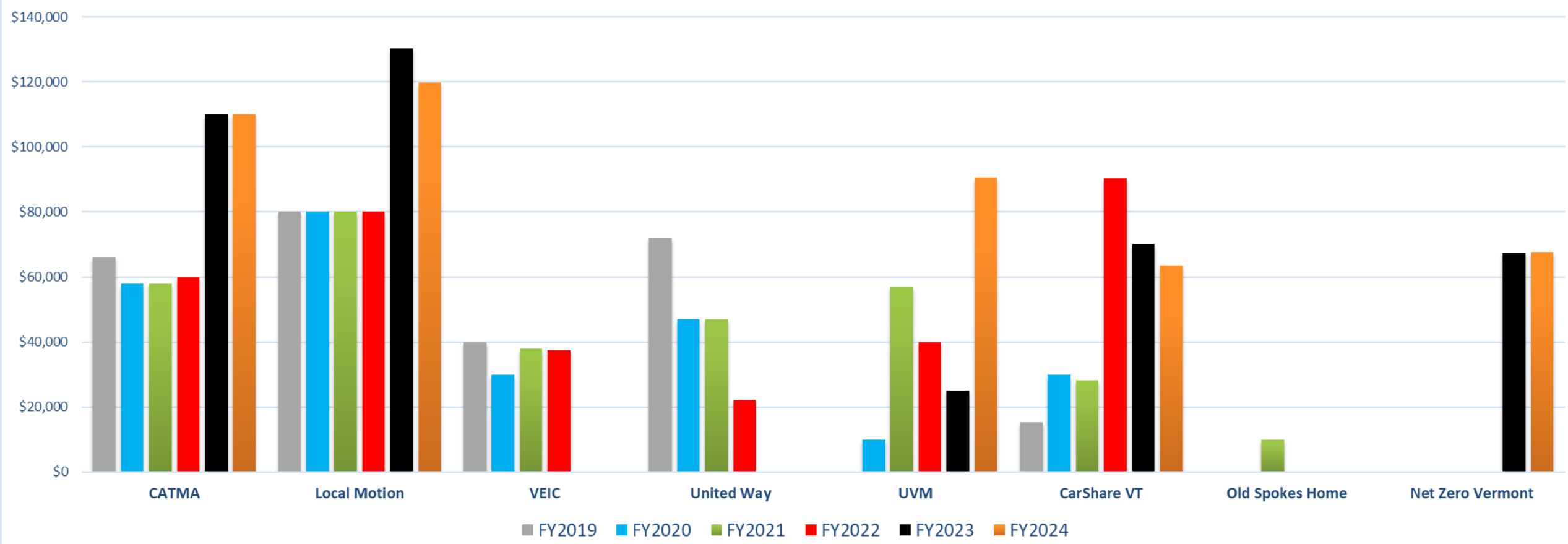


FY19-FY24 Requests by Municipality

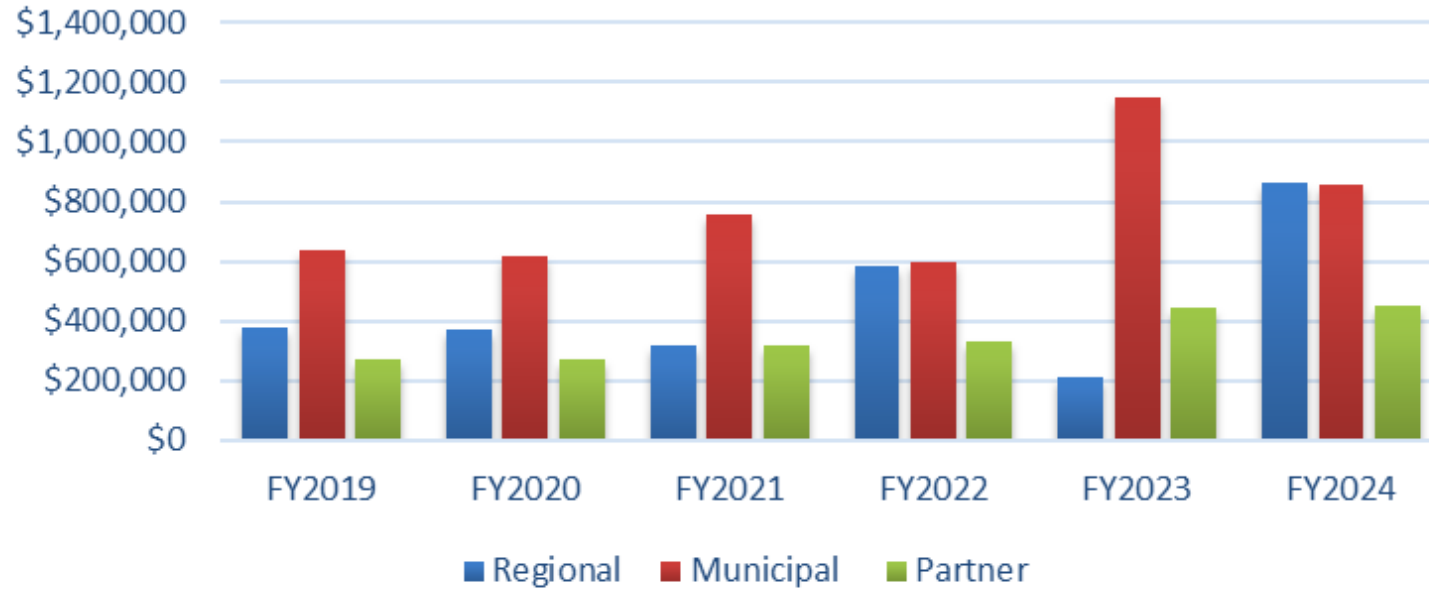


*Note: There have been no requests for MPO consultant-funded transportation projects in FY19-FY24 from the following municipalities: Buel’s Gore, St. George.

FY19-FY24 Requests by Partner Organization



Regional, Municipal and Partner UPWP Funding



Regional, Municipal and Partner UPWP Funding						
	FY2019	FY2020	FY2021	FY2022	FY2023	FY2024
Regional	\$381,000	\$370,000	\$320,000	\$585,000	\$215,000	\$865,000
Municipal	\$635,000	\$615,023	\$757,250	\$594,000	\$1,151,613	\$858,750
Partner	\$273,300	\$269,800	\$318,000	\$329,900	\$442,898	\$451,595
Total	\$1,289,300	\$1,254,823	\$1,395,250	\$1,508,900	\$1,809,511	\$2,175,345